# 1812 AF

**Engineer's Kit : EK-1812AF-X**



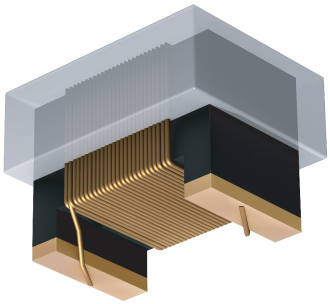

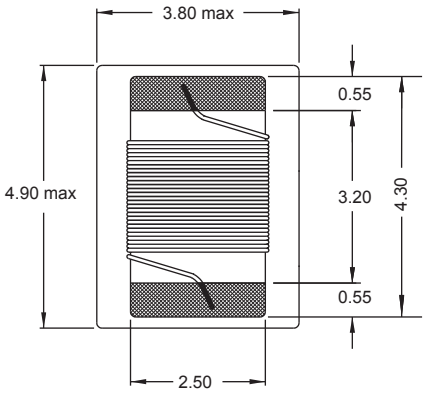


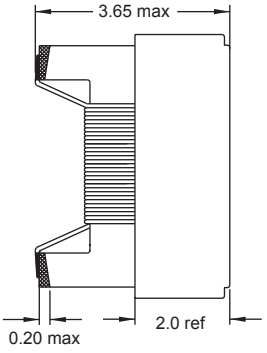


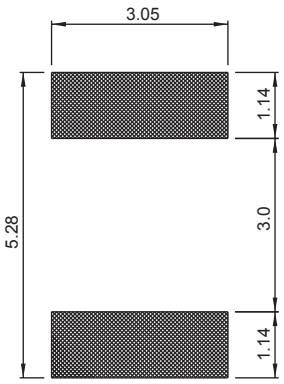


recommended layout for solder pads

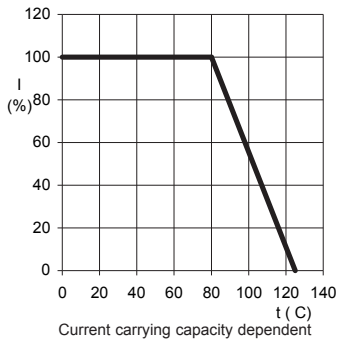


Current carrying capacity dependent on the ambient temperature

Typical Q vs Frequency(*f*)

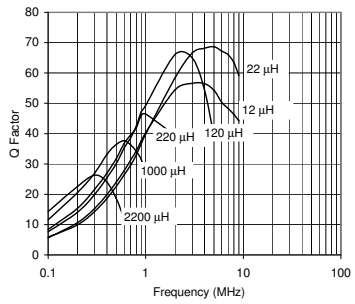


Typical L vs Frequency(*f*)

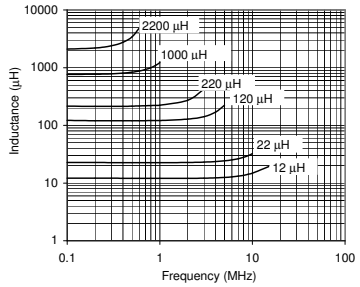


Typical L vs Current

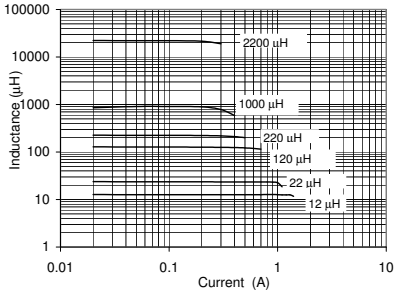


| Part No | Inductance L (µH) | $f_L$ (MHz) | Tol ± (%) | Q min | $f_Q$ (MHz) | SRF typ (MHz) | DCR max (Ω) | Rated DC Current (mA) |
|---|---|---|---|---|---|---|---|---|
| 1812AF-100K-01 | 10 | 2.5 | 10 | 42 | 2.5 | 23 | 1.8 | 310 |
| 1812AF-120K-01 | 12 | 2.5 | 10 | 42 | 2.5 | 40 | 2.0 | 310 |
| 1812AF-150K-01 | 15 | 2.5 | 10 | 42 | 2.5 | 40 | 2.5 | 290 |
| 1812AF-180K-01 | 18 | 2.5 | 10 | 45 | 2.5 | 40 | 2.8 | 270 |
| 1812AF-220K-01 | 22 | 2.5 | 10 | 45 | 2.5 | 40 | 3.2 | 260 |
| 1812AF-270K-01 | 27 | 2.5 | 10 | 45 | 2.5 | 36 | 3.6 | 240 |
| 1812AF-330K-01 | 33 | 2.5 | 10 | 45 | 2.5 | 34 | 4.0 | 230 |
| 1812AF-390K-01 | 39 | 2.5 | 10 | 45 | 2.5 | 32 | 4.5 | 210 |
| 1812AF-470K-01 | 47 | 2.5 | 10 | 42 | 2.5 | 30 | 5.0 | 200 |
| 1812AF-560K-01 | 56 | 2.5 | 10 | 42 | 2.5 | 27 | 5.5 | 190 |
| 1812AF-680K-01 | 68 | 2.5 | 10 | 40 | 2.5 | 23 | 6.0 | 180 |
| 1812AF-820K-01 | 82 | 2.5 | 10 | 40 | 2.5 | 19 | 7.0 | 170 |
| 1812AF-101K-01 | 100 | 2.5 | 10 | 40 | 2.5 | 13 | 8.0 | 150 |
| 1812AF-121K-01 | 120 | 0.79 | 10 | 33 | 0.79 | 11 | 11.5 | 135 |
| 1812AF-151K-01 | 150 | 0.79 | 10 | 36 | 0.79 | 10 | 13.0 | 125 |
| 1812AF-181K-01 | 180 | 0.79 | 10 | 36 | 0.79 | 9.0 | 14.2 | 120 |
| 1812AF-221K-01 | 220 | 0.79 | 10 | 38 | 0.79 | 6.0 | 16.2 | 115 |
| 1812AF-271K-01 | 270 | 0.79 | 10 | 38 | 0.79 | 4.5 | 20.5 | 105 |
| 1812AF-331K-01 | 330 | 0.79 | 10 | 38 | 0.79 | 3.5 | 22.5 | 100 |
| 1812AF-391K-01 | 390 | 0.79 | 10 | 38 | 0.79 | 3.0 | 24.5 | 90 |
| 1812AF-471K-01 | 470 | 0.79 | 10 | 33 | 0.79 | 2.1 | 26.5 | 85 |
| 1812AF-561K-01 | 560 | 0.79 | 10 | 33 | 0.79 | 2.0 | 28.5 | 75 |
| 1812AF-681K-01 | 680 | 0.79 | 10 | 27 | 0.79 | 1.8 | 38.0 | 60 |
| 1812AF-821K-01 | 820 | 0.79 | 10 | 27 | 0.79 | 1.7 | 41.0 | 55 |
| 1812AF-102K-01 | 1000 | 0.79 | 10 | 26 | 0.79 | 1.6 | 44.0 | 50 |
| 1812AF-122K-01 | 1200 | 0.252 | 10 | 18 | 0.252 | 0.8 | 60.0 | 42 |
| 1812AF-222K-01 | 2200 | 0.252 | 10 | 18 | 0.252 | 0.62 | 84.0 | 32 |

**Material :** Ceramic & Ferrite

**SPQ :** Reel 600 [-01]
2,200 [-04]

**Remarks:** - For not listed inductance values please check availability with us.
- 2% and 5% available on request.

● All dimensions in mm