Data sheet | Item number: 750-8215

Controller PFC200; 2nd Generation; 4 x ETHERNET, CAN, CANopen, USB-A; light gray

www.wago.com/750-8215



RoHS ✓ Compliant

BOMcheck.net

Color:

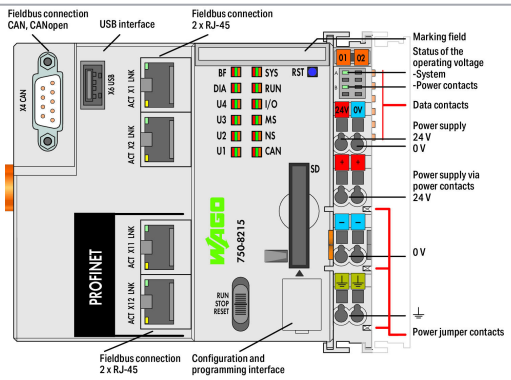

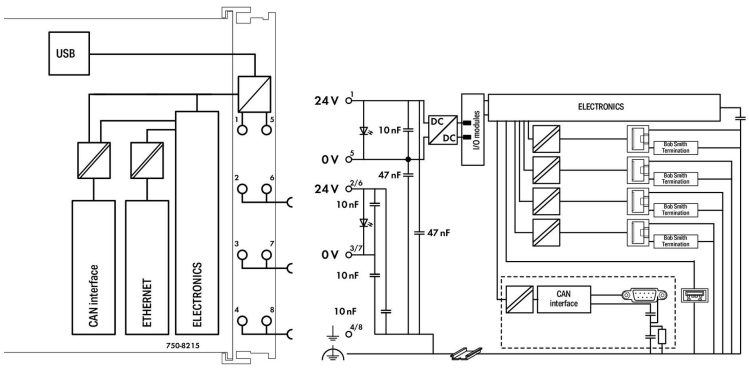

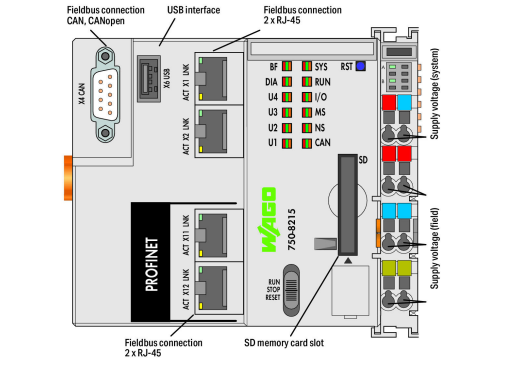

Item description

The PFC200 Controller is a compact PLC for the modular WAGO I/O System. Besides network and fieldbus interfaces, this controller supports all digital and analog input/output modules, as well as specialty modules found within the 750/753 Series.
Four ETHERNET interfaces and an integrated switch enable line topology wiring.
An integrated Webserver provides user configuration options, while displaying PFC200 status information.
Besides the processing industry and building automation, typical applications for the PFC200 include standard machinery and equipment control (e. g., packaging, bottling and manufacturing systems, as well as textile, metal and wood processing machines).

Advantages:

- Programming per IEC 61131-3

Subject to changes. Please also observe the further product documentation!

WAGO Kontakttechnik GmbH & Co. KG
Hansastr. 27
32423 Minden
Phone: +49571 887-0 | Fax: +49571 887-169
Email: info.de@wago.com | Web: www.wago.com

Do you have any questions about our products?
We are always happy to take your call at +49 (571) 887-44222.

- Programmable via *e!COCKPIT*
- Direct connection of WAGO I/O Modules
- 4 x ETHERNET (configurable), CAN, CANopen, PROFINET I-Device
- Linux® operating system with RT-Preempt patch
- Configuration via *e!COCKPIT* or Web-Based Management interface
- Maintenance-free

Data

Technical data

Communication	PROFINET RT Modbus (TCP, UDP) CANopen EtherNet/IP™ Adapter (slave), library for e!RUNTIME MQTT
ETHERNET protocols	DHCP DNS NTP FTP FTPS SNMP HTTP HTTPS SSH
Visualization	Web Visu
Operating system	Real-time Linux (with RT-Preempt patch)
CPU	Cortex A8; 1 GHz
Programming languages per IEC 61131-3	Instruction List (IL) Ladder Diagram (LD) Function Block Diagram (FBD), Continuous Function Chart (CFC) Structured Text (ST) Sequential Function Chart (SFC)
Programming environment	WAGO-I/O-PRO V2.3 (based on CODESYS V2.3)
Configuration options	e!COCKPIT WAGO-I/O-CHECK Web-based management e!RUNTIME Library CODESYS Library
Baud rate (communication/fieldbus 1)	10/100 Mbit/s
Baud rate	ETHERNET: 10/100 Mbit/s
Transmission medium (communication/fieldbus)	ETHERNET: Twisted Pair S-UTP; 100 Ω; Cat. 5; 100 m maximum cable length

WAGO Kontakttechnik GmbH & Co. KG
Hansastr. 27
32423 Minden
Phone: +49571 887-0 | Fax: +49571 887-169
Email: info.de@wago.com | Web: www.wago.com

Main memory (RAM)	512 MB
Internal memory (flash)	4096 MB
Non-volatile hardware memory	128 Kbytes
Program memory	32 MB
Data memory	128 MB
Non-volatile software memory	128. Kbytes
Memory card type	SD and SDHC up to 32 GB (all guaranteed properties only valid with WAGO 758-879/000-001 Memory Card)
Memory card slot	Push-push mechanism; Cover lid (sealable)
Number of modules per node (max.)	250
Number of modules without a bus extension (max.)	64
Input and output (internal) process image (max.)	1000 Worte/1000 Worte
Input and output (MODBUS) process image (max.)	CODESYS V2: 1000 Worte/1000 Worte
Input and output (CAN) process image (max.)	2000 Worte/2000 Worte
Device-specific	PROFINET IO features: PROFINET IO V2.3; Media redundancy (MRP); Shared device
Indicators	Red/green/orange LED (SYS, RUN, I/O, U1 … U4): Status system, program, local bus, status programmable by user (can be used via CODESYS library); Green LED (A, B): System power supply status, field supply Red/green/orange LED (SYS, RUN, I/O, U1 … U7): Status system, program, local bus, status programmable by user (can be used via CODESYS library); Green LED (A, B): System power supply status, field supply
Supply voltage (system)	24 VDC (-25 … +30 %); via pluggable connector (CAGE CLAMP® connection)
Total current (system supply)	1,700 mA
Supply voltage (field)	24 VDC (-25 … +30 %); via power jumper contacts
Current carrying capacity (power jumper contacts)	10 A
Number of outgoing power jumper contacts	3
Isolation	500 V system/field

Connection data

Connection technology: communication/fieldbus	PROFINET: 2 x RJ-45; CANopen: 1 x D-sub 9 plug; Modbus TCP /UDP: 2 x RJ-45
Connection technology: system supply	2 x CAGE CLAMP®
Connection technology: field supply	6 x CAGE CLAMP®
Connection type (1)	System/field supply
Solid conductor	0.08 … 2.5 mm² / 28 … 14 AWG

Subject to changes. Please also observe the further product documentation!

WAGO Kontakttechnik GmbH & Co. KG
Hansastr. 27
32423 Minden
Phone: +49571 887-0 | Fax: +49571 887-169
Email: info.de@wago.com | Web: www.wago.com

Do you have any questions about our products?
We are always happy to take your call at +49 (571) 887-44222.

Fine-stranded conductor	0.08 … 2.5 mm² / 28 … 14 AWG
Strip length	8 … 9 mm / 0.31 … 0.35 inch
Connection technology: device configuration	1 x Male connector; 4-pole

Physical data

Width	112 mm / 4.409 inch
Height	100 mm / 3.937 inch
Depth	71.9 mm / 2.831 inch
Depth from upper edge of DIN-rail	64.7 mm / 2.547 inch

Mechanical data

Weight	255.6 g
Color	light gray
Housing material	Polycarbonate; polyamide 6.6 Polycarbonate, polyamide 6.6

Environmental requirements

Surrounding air temperature (operation)	0 … 55 °C
Surrounding air temperature (storage)	-40 … 85 °C
Protection type	IP20
Pollution degree (5)	2 per IEC 61131-2
Operating altitude	without temperature derating: 0 … 2000 m; with temperature derating: 2000 … 5000 m (0.5 K/100 m); 5000 m (max.)
Relative humidity (without condensation)	95 %
Mounting position	any
Mounting type	DIN-35 rail
Vibration resistance	4g per IEC 60068-2-6
Shock resistance	15g per IEC 60068-2-27
EMC immunity to interference	per EN 61000-6-2, marine applications
EMC emission of interference	per EN 61000-6-4, marine applications
Exposure to pollutants	Per IEC 60068-2-42 and IEC 60068-2-43
Fire load	1.867 MJ 1.866 MJ
Permissible H_2S contaminant concentration at a relative humidity 75 %	10 ppm
Permissible SO_2 contaminant concentration at a relative humidity 75 %	25 ppm

Subject to changes. Please also observe the further product documentation!

WAGO Kontakttechnik GmbH & Co. KG
Hansastr. 27
32423 Minden
Phone: +49571 887-0 | Fax: +49571 887-169
Email: info.de@wago.com | Web: www.wago.com

Do you have any questions about our products?
We are always happy to take your call at +49 (571) 887-44222.

Commercial data

Packaging type	BOX
Country of origin	DE
GTIN	4055143852883
Customs tariff number	85371091990

Approvals / Certificates

Ex-Approvals

Logo	Approval	Additional Approval Text	Certificate name
	ATEX TUEV Nord Cert GmbH	EN 60079	TUEV_14_ATEX_148929_X
	EAC Brjansker Zertifizierungsstelle	TP TC 012/2011	EAC RU C-DE.AM02.B. 00163/19
	IECEx TUEV Nord Cert GmbH	IEC 60079-0	IECEx_TUN_14.0035_X
	UL Underwriters Laboratories Inc. (HAZARDOUS LOCATIONS)	UL 121201	E198726 Sec.1

Country specific Approvals

Logo	Approval	Additional Approval Text	Certificate name
	EAC Brjansker Zertifizierungsstelle	TP TC 012/2011	EAC RU C-DE.AM02. B.00163 /19
	KC National Radio Research Agency	Article 58-2, Clause 3	MSIP-REM-W43-PFC750

Ship Approvals

			Certificate

WAGO Kontakttechnik GmbH & Co. KG
Hansastr. 27
32423 Minden
Phone: +49571 887-0 | Fax: +49571 887-169
Email: info.de@wago.com | Web: www.wago.com

Logo	Approval	Additional Approval Text	name
	DNV GL Det Norske Veritas, Germanischer Lloyd	-	TAA0000194

UL-Approvals

Logo	Approval	Additional Approval Text	Certificate name
	UL Underwriters Laboratories Inc. (ORDINARY LOCATIONS)	UL 61010-2-201	E175199 Sec11

Compatible products

Carrier rail

	Item no.: 210-112 Steel carrier rail; 35 x 7.5 mm; 1 mm thick; 2 m long; slotted; according to EN 60715; "Hole width 25 mm; silver-colored	www.wago.com/210-112
	Item no.: 210-113 Steel carrier rail; 35 x 7.5 mm; 1 mm thick; 2 m long; unslotted; according to EN 60715; silver-colored	www.wago.com/210-113
	Item no.: 210-114 Steel carrier rail; 35 x 15 mm; 1.5 mm thick; 2 m long; unslotted; similar to EN 60715; silver-colored	www.wago.com/210-114
	Item no.: 210-115 Steel carrier rail; 35 x 7.5 mm; 1 mm thick; 2 m long; slotted; according to EN 60715; "Hole width 18 mm; silver-colored	www.wago.com/210-115
	Item no.: 210-118 Steel carrier rail; 35 x 15 mm; 2.3 mm thick; 2 m long; unslotted; according to EN 60715; silver-colored	www.wago.com/210-118
	Item no.: 210-196 Aluminum carrier rail; 35 x 8.2 mm; 1.6 mm thick; 2 m long; unslotted; similar to EN 60715; silver-colored	www.wago.com/210-196
	Item no.: 210-197 Steel carrier rail; 35 x 15 mm; 1.5 mm thick; 2 m long; slotted; similar to EN 60715; silver-colored	www.wago.com/210-197
	Item no.: 210-198 Copper carrier rail; 35 x 15 mm; 2.3 mm thick; 2 m long; unslotted; according to EN 60715; copper-colored	www.wago.com/210-198
	Item no.: 210-504 Steel carrier rail; 35 x 7.5 mm; 1 mm thick; 2 m long; slotted; galvanized; according to EN 60715; silver-colored	www.wago.com/210-504
	Item no.: 210-505 Steel carrier rail; 35 x 7.5 mm; 1 mm thick; 2 m long; unslotted; galvanized; according to EN 60715; silver-colored	www.wago.com/210-505

Subject to changes. Please also observe the further product documentation!

WAGO Kontakttechnik GmbH & Co. KG
Hansastr. 27
32423 Minden
Phone: +49571 887-0 | Fax: +49571 887-169
Email: info.de@wago.com | Web: www.wago.com

Do you have any questions about our products?
We are always happy to take your call at +49 (571) 887-44222.

	**Item no.: 210-506** Steel carrier rail; 35 x 15 mm; 1.5 mm thick; 2 m long; unslotted; galvanized; similar to EN 60715; silver-colored	www.wago.com/210-506
	**Item no.: 210-508** Steel carrier rail; 35 x 15 mm; 1.5 mm thick; 2 m long; slotted; galvanized; similar to EN 60715; silver-colored	www.wago.com/210-508
wiring and connectors		
	**Item no.: 750-963** Fieldbus Connector CANopen; with D-sub female connector; 9-pole; light gray	www.wago.com/750-963
	**Item no.: 750-975** ETHERNET RJ-45 connector, IP20; ETHERNET 10/100 Mbit/s; for field assembly; light gray	www.wago.com/750-975
	**Item no.: 750-976** PROFINET RJ-45 connector, IP20; ETHERNET 10/100 Mbit/s; for field assembly	www.wago.com/750-976
	**Item no.: 750-977/000-011** Connector ETHERNET; RJ-45; Cat. 6A; straight; Code T568A; AWG 22	www.wago.com/750-977/000-011
	**Item no.: 750-977/000-012** Connector ETHERNET; RJ-45; Cat. 6A; straight; Code T568B; AWG 22	www.wago.com/750-977/000-012
	**Item no.: 750-977/000-013** Connector PROFINET; RJ-45; Cat. 6A; straight; AWG 22	www.wago.com/750-977/000-013
	**Item no.: 750-977/000-021** Connector ETHERNET; RJ-45; Cat. 6A; straight; Code T568A; AWG 24	www.wago.com/750-977/000-021
	**Item no.: 750-977/000-022** Connector ETHERNET; RJ-45; Cat. 6A; straight; Code T568B; AWG 24	www.wago.com/750-977/000-022
	**Item no.: 750-978/000-011** Connector ETHERNET; RJ-45; Cat. 6A; straight; Code T568A; AWG 22; Strain relief	www.wago.com/750-978/000-011
	**Item no.: 750-978/000-012** Connector ETHERNET; RJ-45; Cat. 6A; straight; Code T568B; AWG 22; Strain relief	www.wago.com/750-978/000-012
	**Item no.: 750-978/000-013** Connector PROFINET; RJ-45; Cat. 6A; straight; AWG 22; Strain relief	www.wago.com/750-978/000-013
	**Item no.: 750-978/000-021** Connector ETHERNET; RJ-45; Cat. 6A; straight; Code T568A; AWG 24; Strain relief	www.wago.com/750-978/000-021

Subject to changes. Please also observe the further product documentation!

WAGO Kontakttechnik GmbH & Co. KG
Hansastr. 27
32423 Minden
Phone: +49571 887-0 | Fax: +49571 887-169
Email: info.de@wago.com | Web: www.wago.com

Do you have any questions about our products?
We are always happy to take your call at +49 (571) 887-44222.

	**Item no.: 750-978/000-022** Connector ETHERNET; RJ-45; Cat. 6A; straight; Code T568B; AWG 24; Strain relief	www.wago.com/750-978/000-022
	**Item no.: 750-979/000-011** Connector ETHERNET; RJ-45; Cat. 6A; angled; Code T568A; AWG 22; Strain relief	www.wago.com/750-979/000-011
	**Item no.: 750-979/000-012** Connector ETHERNET; RJ-45; Cat. 6A; angled; Code T568B; AWG 22; Strain relief	www.wago.com/750-979/000-012
	**Item no.: 750-979/000-013** Connector PROFINET; RJ-45; Cat. 6A; angled; AWG 22; Strain relief	www.wago.com/750-979/000-013
	**Item no.: 750-979/000-021** Connector ETHERNET; RJ-45; Cat. 6A; angled; Code T568A; AWG 24; Strain relief	www.wago.com/750-979/000-021
	**Item no.: 750-979/000-022** Connector ETHERNET; RJ-45; Cat. 6A; angled; Code T568B; AWG 24; Strain relief	www.wago.com/750-979/000-022

software

	**Item no.: 2759-101/1110-2002** e!COCKPIT; Workstation License	www.wago.com/2759-101/1110-2002
	**Item no.: 2759-101/1110-2005** e!COCKPIT; Multi-User License; 05 pcs	www.wago.com/2759-101/1110-2005
	**Item no.: 2759-101/1110-2010** e!COCKPIT; Multi-User License; 10 pcs	www.wago.com/2759-101/1110-2010
	**Item no.: 2759-101/1110-2015** e!COCKPIT; Multi-User License; 15 pcs	www.wago.com/2759-101/1110-2015
	**Item no.: 2759-101/1110-2020** e!COCKPIT; Multi-User License; 20 pcs	www.wago.com/2759-101/1110-2020
	**Item no.: 2759-101/1110-3000** e!COCKPIT; Site License	www.wago.com/2759-101/1110-3000
	**Item no.: 2759-101/1110-4000** e!COCKPIT; Buy-out License	www.wago.com/2759-101/1110-4000

Subject to changes. Please also observe the further product documentation!

WAGO Kontakttechnik GmbH & Co. KG
Hansastr. 27
32423 Minden
Phone: +49571 887-0 | Fax: +49571 887-169
Email: info.de@wago.com | Web: www.wago.com

Do you have any questions about our products?
We are always happy to take your call at +49 (571) 887-44222.

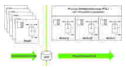	**Item no.: 2759-208/211-1000** Library MTP; Single License; Online activation	www.wago.com/2759-208/211-1000
	**Item no.: 2759-247/211-1000** e!RUNTIME; Sparkplug; Single License; Online activation	www.wago.com/2759-247/211-1000
	**Item no.: 2759-263/211-1000** e!RUNTIME; EtherCAT Master; 300; Single License; Online activation	www.wago.com/2759-263/211-1000

General accessories

	**Item no.: 750-921** Bluetooth® Adapter; light gray	www.wago.com/750-921
	**Item no.: 750-923** Configuration cable; USB connector; Length: 2.5 m; black	www.wago.com/750-923
	**Item no.: 750-923/000-001** Configuration cable; USB connector; Length: 5 m	www.wago.com/750-923/000-001

shield connection

	**Item no.: 790-108** Shield clamping saddle; 11 mm wide; diameter of compatible conductor; 3 … 8 mm	www.wago.com/790-108
	**Item no.: 790-116** Shield clamping saddle; 19 mm wide; diameter of compatible conductor; 7 … 16 mm	www.wago.com/790-116
	**Item no.: 790-124** Shield clamping saddle; 27 mm wide; diameter of compatible conductor; 6 … 24 mm	www.wago.com/790-124
	**Item no.: 790-140** Shield clamping saddle; diameter of compatible conductor	www.wago.com/790-140
	**Item no.: 790-208** Shield clamping saddle; 12.4 mm wide; 3 … 8 mm	www.wago.com/790-208
	**Item no.: 790-216** Shield clamping saddle; 21.8 mm wide; 6 … 16 mm	www.wago.com/790-216
	**Item no.: 790-220** Shield clamping saddle; 30 mm wide; 6 … 20 mm	www.wago.com/790-220

Marking accessories

	**Item no.: 2009-145** Mini-WSB Inline; for Smart Printer; 1700 pieces on roll; stretchable 5 - 5.2 mm; plain; snap-on type; white	www.wago.com/2009-145
	**Item no.: 2009-145/000-002** Mini-WSB Inline; for Smart Printer; 1700 pieces on roll; stretchable 5 - 5.2 mm; plain; snap-on type; yellow	www.wago.com/2009-145/000-002

Subject to changes. Please also observe the further product documentation!

WAGO Kontakttechnik GmbH & Co. KG
Hansastr. 27
32423 Minden
Phone: +49571 887-0 | Fax: +49571 887-169
Email: info.de@wago.com | Web: www.wago.com

Do you have any questions about our products?
We are always happy to take your call at +49 (571) 887-44222.

	Item no.: 2009-145/000-005 Mini-WSB Inline; for Smart Printer; 1700 pieces on roll; stretchable 5 - 5.2 mm; plain; snap-on type; red	www.wago.com/2009-145/000-005
	Item no.: 2009-145/000-006 Mini-WSB Inline; for Smart Printer; 1700 pieces on roll; stretchable 5 - 5.2 mm; plain; snap-on type; blue	www.wago.com/2009-145/000-006
	Item no.: 2009-145/000-007 Mini-WSB Inline; for Smart Printer; 1700 pieces on roll; stretchable 5 - 5.2 mm; plain; snap-on type; gray	www.wago.com/2009-145/000-007
	Item no.: 2009-145/000-012 Mini-WSB Inline; for Smart Printer; 1700 pieces on roll; stretchable 5 - 5.2 mm; plain; snap-on type; orange	www.wago.com/2009-145/000-012
	Item no.: 2009-145/000-023 Mini-WSB Inline; for Smart Printer; 1700 pieces on roll; stretchable 5 - 5.2 mm; plain; snap-on type; green	www.wago.com/2009-145/000-023
	Item no.: 2009-145/000-024 Mini-WSB Inline; for Smart Printer; 1700 pieces on roll; stretchable 5 - 5.2 mm; plain; snap-on type; violet	www.wago.com/2009-145/000-024
	Item no.: 248-501 Miniature WSB Quick marking system; plain; Marker width 5 mm; 10 strips with 10 markers per card	www.wago.com/248-501
	Item no.: 248-501/000-002 Mini-WSB marking card; as card; not stretchable; plain; snap-on type; yellow	www.wago.com/248-501/000-002
	Item no.: 248-501/000-005 Mini-WSB marking card; as card; not stretchable; plain; snap-on type; red	www.wago.com/248-501/000-005
	Item no.: 248-501/000-006 Mini-WSB marking card; as card; not stretchable; plain; snap-on type; blue	www.wago.com/248-501/000-006
	Item no.: 248-501/000-007 Mini-WSB marking card; as card; not stretchable; plain; snap-on type; gray	www.wago.com/248-501/000-007
	Item no.: 248-501/000-012 Mini-WSB marking card; as card; not stretchable; plain; snap-on type; orange	www.wago.com/248-501/000-012
	Item no.: 248-501/000-017 Mini-WSB marking card; as card; not stretchable; plain; snap-on type; light green	www.wago.com/248-501/000-017
	Item no.: 248-501/000-023 Mini-WSB marking card; as card; not stretchable; plain; snap-on type; green	www.wago.com/248-501/000-023

Subject to changes. Please also observe the further product documentation!

WAGO Kontakttechnik GmbH & Co. KG
Hansastr. 27
32423 Minden
Phone: +49571 887-0 | Fax: +49571 887-169
Email: info.de@wago.com | Web: www.wago.com

Do you have any questions about our products?
We are always happy to take your call at +49 (571) 887-44222.

	**Item no.: 248-501/000-024** Mini-WSB marking card; as card; not stretchable; plain; snap-on type; violet	www.wago.com/248-501/000-024
	**Item no.: 750-103** Group marker carrier; transparent	www.wago.com/750-103
	**Item no.: 750-107** Group marker carrier; transparent	www.wago.com/750-107
memory card		
	**Item no.: 758-879/000-001** Memory Card SD; SLC-NAND; 2 GByte; Temperature from -40 to 90 °C	www.wago.com/758-879/000-001
	**Item no.: 758-879/000-2108** Memory Card SD; pSLC-NAND; 8 GB; Temperature range: -40 to 90°C	www.wago.com/758-879/000-2108
system box		
	**Item no.: 850-804** IP65 enclosure; Stainless steel; WxHxD (400x123x200 mm); 4 x M20, 16 x M16, 28 x M12 cable grip	www.wago.com/850-804
	**Item no.: 850-804/000-001** IP65 enclosure; Stainless steel; WxHxD (400x123x200 mm); 2 x M20, 13 x M16, 32 x M12 cable grip	www.wago.com/850-804/000-001
	**Item no.: 850-805** IP65 enclosure; Stainless steel; WxHxD (600x123x200 mm); 4 x M20, 19 x M16, 67 x M12 cable grip	www.wago.com/850-805
	**Item no.: 850-814/002-000** IP65 enclosure; Sheet steel (RAL 7035); WxHxD (200x120x200 mm); without flange plate	www.wago.com/850-814/002-000
	**Item no.: 850-815/002-000** IP65 enclosure; Sheet steel (RAL 7035); WxHxD (300x120x200 mm); without flange plate	www.wago.com/850-815/002-000
	**Item no.: 850-816/002-000** IP65 enclosure; Sheet steel (RAL 7035); WxHxD (400x120x200 mm); without flange plate	www.wago.com/850-816/002-000
	**Item no.: 850-817/002-000** IP65 enclosure; Sheet steel (RAL 7035); WxHxD (600x120x200 mm); without flange plate	www.wago.com/850-817/002-000
	**Item no.: 850-825** IP65 enclosure; Aluminium (RAL 7032); WxHxD (160x100x160 mm); 9 x M12, 4 x M20	www.wago.com/850-825
	**Item no.: 850-826** IP65 enclosure; Aluminium (RAL 7032); WxHxD (240x100x160 mm); 4 x M20, 4 x M16, 14 x M12 cable grip	www.wago.com/850-826

Subject to changes. Please also observe the further product documentation!

WAGO Kontakttechnik GmbH & Co. KG
Hansastr. 27
32423 Minden
Phone: +49571 887-0 | Fax: +49571 887-169
Email: info.de@wago.com | Web: www.wago.com

Do you have any questions about our products?
We are always happy to take your call at +49 (571) 887-44222.

	**Item no.: 850-826/002-000** IP65 enclosure; Aluminium (RAL 7035); WxHxD (240x100x160 mm); 4 x M20, 4 x M16, 14 x M12 cable grip	www.wago.com/850-826/002-000
	**Item no.: 850-827** IP65 enclosure; Aluminium (RAL 7032); WxHxD (320x100x160 mm); 4 x M20, 8 x M16, 17 x M12 cable grip	www.wago.com/850-827
	**Item no.: 850-827/002-000** IP65 enclosure; Aluminium (RAL 7035); WxHxD (320x100x160 mm); 4 x M20, 8 x M16, 17 x M12 cable grip	www.wago.com/850-827/002-000
	**Item no.: 850-828** IP65 enclosure; Aluminium (RAL 7032); WxHxD (480x100x160 mm); 4 x M20, 10 x M16, 35 x M12 cable grip	www.wago.com/850-828
	**Item no.: 850-828/002-000** IP65 enclosure; Aluminium (RAL 7035); WxHxD (480x100x160 mm); 4 x M20, 10 x M16, 35 x M12 cable grip	www.wago.com/850-828/002-000
	**Item no.: 850-834** IP65 enclosure; Polyester (RAL 7032); WxHxD (164x100x164 mm); 9 x M12, 4 x M20	www.wago.com/850-834
	**Item no.: 850-835** IP65 enclosure; Polyester (RAL 7032); WxHxD (244x100x164 mm); 4 x M20, 4 x M16, 14 x M12 cable grip	www.wago.com/850-835
	**Item no.: 850-836** IP65 enclosure; Polyester (RAL 7032); WxHxD (324x100x164 mm); 4 x M20, 8 x M16, 17 x M12 cable grip	www.wago.com/850-836

Downloads

Documentation

Manual

Manual WAGO Gateway Application The WAGO Gateway Application for the WAGO 750-8212 PFC200 2nd Generation enables communication between different bus and/or communication systems and shortens the integration time. The user-friendly web interface allows the user to exchange information and measured values between different systems. The pre-configured application shortens startup times, especially in building technology. The WAGO Gateway Application currently enables communication with Modbus RTU, Modbus IP (TCP/UDP) and KNX-TP devices. Every conceivable combination is possible.	1.0.0.0 11. 11. 2019	pdf 8.6 MB	Download
PFC200; G2; 4ETH CAN USB	V 1.4.1	pdf	Download

Subject to changes. Please also observe the further product documentation!

WAGO Kontakttechnik GmbH & Co. KG
Hansastr. 27
32423 Minden
Phone: +49571 887-0 | Fax: +49571 887-169
Email: info.de@wago.com | Web: www.wago.com

Do you have any questions about our products?
We are always happy to take your call at +49 (571) 887-44222.

Controller PFC200; 2nd Generation; 4 x ETHERNET, CAN, CANopen, USB-A	21. 1. 2021	5.6 MB	
Systemhandbuch WAGO I/O System 750 / 753 Dezentrale Automatisierungstechnik	V 3.0.0 4. 3. 2021	pdf 6.6 MB	Download

Bid Text

750-8215 docx - Datei	8. 3. 2019	docx 21.1 kB	Download
750-8215 X81 - Datei	8. 3. 2019	xml 7.6 kB	Download

Tutorial

Set IP address with Ethernet Settings In this video we are demonstrating how you can set a IP address with Ethernet Settings. Content: 00:27 – Chapter #1 Download and install software; 00:56 – Chapter #2 Open Ethernet Settings; 01:10 – Chapter #3 Establish serial Connection; 01:34 – Chapter #4 Set IP address; 02:10 – Chapter #5 Check IP address	3.0 18. 12. 2017	mp4 88.3 MB	Download
Establish connection to a controller using SSH In this video we are demonstrating how to establish a SSH connec-tion with a controller using for example PuTTY to be able to work with the LINUX console. Contents: 0:21 Download and install the SSH client; 0:40 Establish the SSH connection; 0:50 Log on to the Controller	1.0 5. 8. 2017	mp4 29.0 MB	Download

Additional Information

Disposal; Electrical and electronic equipment, Packaging	V 1.0.0	pdf 265.8 kB	Download
WAGO OPC UA Server	V 1.1.0 28. 1. 2021	pdf 1.2 MB	Download

System Description

Controller PFC100/200, General Product Information		pdf 591.2 kB	Download
Overview on WAGO-I/O-SYSTEM 750 approvals		pdf 780.2 kB	Download

Application Notes

Application Note CoDeSys 2.3

Subject to changes. Please also observe the further product documentation!

WAGO Kontakttechnik GmbH & Co. KG
Hansastr. 27
32423 Minden
Phone: +49571 887-0 | Fax: +49571 887-169
Email: info.de@wago.com | Web: www.wago.com

Do you have any questions about our products?
We are always happy to take your call at +49 (571) 887-44222.

Application Note Data Plotter The Data Plotter is a Web application that can be used as a visualization tool for the data logger in CODESYS V2.3 and e!COCKPIT. It allows the user to graphically display data captured by the data logger library (WAGO_Datalogger_02.lib for CODESYS V2.3 and WagoAppDatalogger for e!COCKPIT from V1.2.100.6023).	2020-09-17 17. 9. 2020	zip 6.7 MB	Download
HART Tool Routing via PROFIBUS with 750-833 and 750-333 (a116140) This application note describes how to set up asset management systems, which facilitate simple, efficient configuration of HART field devices. Using the Cerabar PMC51 (Endress+Hauser) as an example, connecting any HART sensor to a WAGO PROFIBUS controller and a WAGO PROFIBUS Coupler is explained. The cyclic PROFIBUS Master (750-8208) realizes the data exchange. As an acyclic master, a TH LINK PROFIBUS provides access for the plant asset management applications WAGOframe, PACTware and FieldCare.	1.0.0 22. 3. 2019	pdf 5.3 MB	Download
Application note for installing a MySQL-Server on a PFC-Controller This Application Note explains how a MySQL-Server can be set up and used on a PFC 200. The Application shows how measurement values of the 3-Phase Power Measurement Module can be written into a database.	V 1.0.4 16. 5. 2019	zip 4.5 MB	Download

Application Note e!COCKPIT

Application Note Data Plotter The Data Plotter is a Web application that can be used as a visualization tool for the data logger in CODESYS V2.3 and e!COCKPIT. It allows the user to graphically display data captured by the data logger library (WAGO_Datalogger_02.lib for CODESYS V2.3 and WagoAppDatalogger for e!COCKPIT from V1.2.100.6023).	2020-09-17 17. 9. 2020	zip 6.7 MB	Download
eCOCKPIT application note installation MySQL-Server This Application Note explains how a MySQL-Server can be set up and used on a PFC 200. The Application shows how measurement values of the 3-Phase Power Measurement Module can be written into a database.	2019-09-09 9. 9. 2019	pdf 1.9 MB	Download
SNMP Communication (a500850) This application note explains how the WAGO controllers PFC100 andPFC200 can communicate via SNMP: Sending traps / inform notifications, creating an MIB and using the controller as an SNMP agent. To do so, the SNMP-specific libraries for WAGO-I/O-PRO V2.3 and e!COCKPIT are used.	V1.1.0 20. 2. 2020	zip 3.8 MB	Download
HART Tool Routing via ETHERNET with 750-820x and e!RUNTIME (a116130) This application note describes how to set up asset management systems, which facilitate simple, efficient configuration of HART field devices. With the Cerabar PMC51 (Endress+Hauser) as an example, a connection is established from any HART sensor to a WAGO PROFIBUS Controller and a WAGO ETHERNET fieldbus coupler. The configuration is made with the asset management software WAGOframe, PACTware und FieldCare.	1.0.0 22. 3. 2019	pdf 2.9 MB	Download

WAGO Kontakttechnik GmbH & Co. KG
Hansastr. 27
32423 Minden
Phone: +49571 887-0 | Fax: +49571 887-169
Email: info.de@wago.com | Web: www.wago.com

e!COCKPIT application note WagoAppCloud This application note explains how the WAGO controllers PFC100 and PFC200 can communicate with cloud services like Microsoft Azure (WAGO Cloud), Amazon AWS and IBM Bluemix. Data could be send to the cloud and commands could receive from the cloud. The libraries WagoLibCloud for WAGO-I/O-PRO V2.3 and WagoAppCloud for e!COCKPIT are used.	2020-11-27 27. 11. 2020	zip 2.8 MB	Download

Libraries

Library

Library WagoLibCloud_02.lib Die Bibliothek dient zur Kommunikation des WAGO Controller PFC100 und PFC200 mit Cloud Diensten wie Microsoft Azure (WAGO Cloud), Amazon AWS and IBM Bluemix. Daten können zur Cloud gesendet und Kommandos von der Cloud empfangen werden.	V2.2.4 21. 1. 2020	zip 57.6 kB	Download

Engineering-Software

e!COCKPIT

e!COCKPIT Register at no cost and test our engineering software for 30 days.	V 1.8 2. 12. 2020	ZIP 3.0 GB	Download

Runtime Software

Linux® Toolchain

Linux® Board Support Package (BSP) With the PFC BSP, WAGO offers Linux® enthusiasts the opportunity to compile the PFC firmware themselves, and to expand it according to their own wishes. The WAGO PFC BSP includes a Pengutronix build environment, optimized for the PFC, and the OSELAS Toolchain, which open up the following possibilities, among others: ■ Expanding the firmware functions using open source packages like: Python, SQLite3, PHP, etc. ■ Compiling their own C/C++ applications with direct or indirect bus access to the local bus, CANopen, or PROFIBUS. ■ Compiling external libraries using CODESYS V2 to expand the PLC applications. ■ There are detailed instructions for many of these tasks and ideas (see How To's).	2018.2.8.FW(11)35 27. 8. 2018	TXT 14.1 kB	Download

WAGO Kontakttechnik GmbH & Co. KG
Hansastr. 27
32423 Minden
Phone: +49571 887-0 | Fax: +49571 887-169
Email: info.de@wago.com | Web: www.wago.com

CAD/CAE-Data

CAD data

2D/3D Models 750-8215	URL	Download

CAE data

EPLAN Data Portal 750-8215	URL	Download
ZUKEN Portal 750-8215	URL	Download

Device Files

Device Description File

750-914; EDS file for CANopen / 750, 752 and 767 Series	XS 15. 10. 2020	zip 1.6 MB	Download

Device Driver

750-914; EDS file for CANopen / 750, 752 and 767 Series	XS 15. 10. 2020	zip 1.6 MB	Download

Environmental Product Compliance

Compliance Search

Environmental Product Compliance 750-8215 Controller PFC200; 2nd Generation; 4 x ETHERNET, CAN, CANopen, USB-A; light gray	URL	Download

Installation Notes

Product family

Controller PFC

Die Steuerungen der Serie PFC200 stehen für vielfältige Aufgaben in der Industrie- Prozess- und Gebäudeautomation.

Show all products from the family

Subject to changes. Please also observe the further product documentation!

WAGO Kontakttechnik GmbH & Co. KG
Hansastr. 27
32423 Minden
Phone: +49571 887-0 | Fax: +49571 887-169
Email: info.de@wago.com | Web: www.wago.com

Do you have any questions about our products?
We are always happy to take your call at +49 (571) 887-44222.