Data sheet | Item number: 2857-535

Temperature signal conditioner; Current and voltage output signal; Configuration via software; Supply voltage: 24 VDC

www.wago.com/2857-535



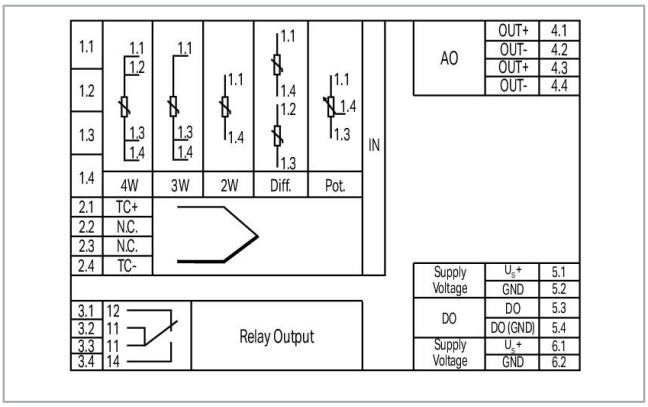

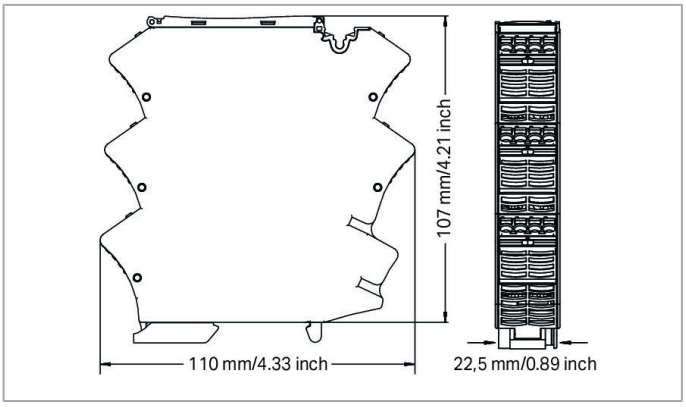

Item description

Short description:

This RTD TC temperature signal conditioner for RTD sensors, potentiometers, resistors and thermocouples monitors and reports signals for up to two switching thresholds. The sensor and status information that is collected is also converted to a standard analog signal.

Features:

- A relay with changeover contact reacts to configured measurement range limits (on/off switching delay and threshold value switch function can be configured with up to two threshold values).
- Configurable Pt factor

Subject to changes. Please also observe the further product documentation!

WAGO Kontakttechnik GmbH & Co. KG
Hansastr. 27
32423 Minden
Phone: +49571 887-0 | Fax: +49571 887-169
Email: info.de@wago.com | Web: www.wago.com

Do you have any questions about our products?
We are always happy to take your call at 01788 568 008.

- Adjustable software filter
- Simulation of input/output response via interface configuration display
- Input of customer-specific sensors via the interface configuration software
- Safe 3-way isolation with 3 kV test voltage per EN 61010-1
- Analog unipolar/bipolar signals (current/voltage) at output
- Additional digital signal output for configured measurement range limits
- Adjustable transfer characteristic

Note:
This product is supplied with 24 VDC, which can be commoned using lateral push-in type jumper bars: (6.1) U_S+ (BR) and (6.2) GND 2 (BR). With this variant, it is necessary to ensure that the maximum permissible total current of 1 A is not exceeded.

Data
Technical data

Configuration

Configuration options	WAGO interface configuration software WAGO interface configuration app WAGO configuration display

Input

Input signal type	RTD sensors Potentiometers Resistor TC sensors

Input – RTD sensors

Sensor types (RTD)	Pt10 … Pt2000 (expandable)
Sensor connection	2-wire; 3-wire; 4-wire; differential; potentiometer
Sensor power supply (RTD) (max.)	≤ 0.5 mA
Measurement range, temperature (RTD)	-200 … 850°C
Measurement span (RTD) (min.)	50 K

Input – TC sensors

Sensor types (TC)	Type J Type K Type E Type R

WAGO Kontakttechnik GmbH & Co. KG
Hansastr. 27
32423 Minden
Phone: +49571 887-0 | Fax: +49571 887-169
Email: info.de@wago.com | Web: www.wago.com

Do you have any questions about our products?
We are always happy to take your call at 01788 568 008.

	Type N Type S Type T Type B Type C
Temperature measurement range (TC)	-210 … 1200 °C (Type J); -200 … 1372 °C (Type K); -200 … 1000 °C (Type E); 250 … 1768 °C (Type R); -200 … 1300 °C (Type N); -50 … 1664 °C (Type S); -200 … 400 °C (Type T); 250 … 1820 °C (Type B); 0 … 2320 °C (Type C)
Measurement span (min.) (TC)	100 K
Cold junction compensation	ON/OFF (default: ON)
Cold junction error	3 K (typ. 2 K)

Input – resistors

Input range (resistor)	0 … 10 kΩ
Input range (potentiometer)	0 … 10 kΩ
Measurement span (min.)	50 Ω

Output – analog

Output signal type	Current Voltage
Output signal (voltage)	± 12 V
Output signal (current)	±24 mA
Load impedance (voltage output)	≥ 2 kΩ
Load impedance (current output)	≤ 600 Ω

Output – digital

Switching voltage (DO) (max.)	Supply voltage (applied): −0.3 V
Continuous current (DO) (max.)	100 mA (no internal restriction)
Number of switching thresholds (DO)	1 or 2 (adjustable)
Configurable rise/fall delay time (DO)	0 … 60 s (via software)

Output – relay

Dielectric strength, open contact (AC, 1 min)	1 kV_{rms}
Number of changeover/switchover contacts	1
Switching voltage (max.)	AC 250 V
Limiting continuous current (relay; module assembly)	6 A (≤ 60 °C); 3 A (60 … 70 °C)
Dielectric strength, open contact (AC, 1 min)	1 kVrms

Subject to changes. Please also observe the further product documentation!

WAGO Kontakttechnik GmbH & Co. KG
Hansastr. 27
32423 Minden
Phone: +49571 887-0 | Fax: +49571 887-169
Email: info.de@wago.com | Web: www.wago.com

Do you have any questions about our products?
We are always happy to take your call at 01788 568 008.

Number of switching thresholds (relay)	1 or 2 (adjustable)
Configurable rise/fall delay time (relay)	0 … 60 s (via software)

Signal processing

Software filter (adjustable)	Moving average value (filter level: 30)
Step response (typ.)	130 ms (2-wire); 700 ms (3-wire); 700 ms (4-wire); 600 ms (Differential); 500 ms (Potentiometer); 150 ms (Cold junction compensation (OFF)); 400 ms (Cold junction compensation (ON))

Measurement error

Transmission error (typ.)	≤ 0.1 % at full measurement span
Transmission error for the set measurement range	≤ (100 K/set measurement range [K]) %
Temperature coefficient	≤ 0.01 %/K

Supply

Power supply type	24 VDC
Nominal supply voltage U_S	DC 24 V
Supply voltage range	-60 … +30 %
Power consumption at nominal supply voltage	≤ 70 mA (+ I_{DO})

Safety and protection

Rated voltage of the measurement circuit connections per EN 61010-2-030	AC 300 V
Measurement category per EN/UL 61010-2-030	CAT II (input)
Overvoltage category	II
Note on insulation parameters	The digital output (DO) is at the potential of the supply The service interface is at the potential of the analog output The DIN-rail contact (functional ground) is capacitively coupled to the analog output.
Protection type	IP20

Test voltage

Test voltage (input/output/supply)	AC 3 kV; 50 Hz; 1 min
Test voltage (input/analog output/relay output/supply)	3 kVAC; 50 … 60 Hz; 1 min
Test voltage (input/DIN-rail contact/relay output/supply)	3 kVAC; 50 … 60 Hz; 1 min

Subject to changes. Please also observe the further product documentation!

WAGO Kontakttechnik GmbH & Co. KG
Hansastr. 27
32423 Minden
Phone: +49571 887-0 | Fax: +49571 887-169
Email: info.de@wago.com | Web: www.wago.com

Do you have any questions about our products?
We are always happy to take your call at 01788 568 008.

Insulation parameters per EN/UL 61010-1

Line-to-neutral conductor voltage (AC) max.	300 V
Overvoltage category	II
Pollution degree	2
Insulation type (input/analog output/relay output/supply)	Reinforced insulation
Insulation type (input/DIN-rail contact/relay output/supply)	Reinforced insulation

Connection data

Connection technology	Push-in CAGE CLAMP®
WAGO Connector	picoMAX® 5.0
Solid conductor	0.2 … 2.5 mm² / 24 … 12 AWG
Fine-stranded conductor	0.2 … 2.5 mm² / 24 … 12 AWG
Strip length	9 … 10 mm / 0.35 … 0.39 inch

Physical data

Width	22.5 mm / 0.886 inch
Height from upper-edge of DIN-rail	107 mm / 4.213 inch
Depth	110 mm / 4.331 inch

Mechanical data

Mounting type	DIN-35 rail

Material data

Fire load	1.791 MJ
Weight	126.9 g

Environmental requirements

Pollution degree	2
Surrounding air temperature (operation)	-40 … 70 °C
Surrounding air temperature (storage)	-40 … 85 °C
Temperature range of the connecting cable according to EN 61010-2-201	≥ ($T_{surrounding\ air}$ + 10 K)
Temperature range of connecting cable per UL 61010-2-201 (min.)	90 °C
Relative humidity	5 … 95 % (non-condensing)

Subject to changes. Please also observe the further product documentation!

WAGO Kontakttechnik GmbH & Co. KG
Hansastr. 27
32423 Minden
Phone: +49571 887-0 | Fax: +49571 887-169
Email: info.de@wago.com | Web: www.wago.com

Do you have any questions about our products?
We are always happy to take your call at 01788 568 008.

Operating altitude (max.)	2000 m

Standards and specifications

Conformity marking	CE
EMC immunity to interference	EN 61000-6-2; EN 61326-2-3
EMC emission of interference	EN 61000-6-3; EN 61326-2-3
Standards/Specifications	EN 61010-1; EN 61373

Commercial data

Packaging type	bag
Country of origin	DE
GTIN	4055143655507
Customs tariff number	85437090300

Approvals / Certificates

UL-Approvals

Logo	Approval	Additional Approval Text	Certificate name
	UL Underwriters Laboratories Inc. (ORDINARY LOCATIONS)	UL 61010-2-201	E175199

Compatible products

Jumper

	Item no.: 281-482 Jumper; insulated; gray	www.wago.com/281-482
	Item no.: 859-402 Jumper; for jumper slot; 2-way; insulated; light gray	www.wago.com/859-402
	Item no.: 859-402/000-005 Jumper; for jumper slot; 2-way; insulated; red	www.wago.com/859-402/000-005
	Item no.: 859-402/000-006 Jumper; for jumper slot; 2-way; insulated; blue	www.wago.com/859-402/000-006
	Item no.: 859-402/000-029 Jumper; for jumper slot; 2-way; insulated; yellow	www.wago.com/859-402/000-029

Subject to changes. Please also observe the further product documentation!

WAGO Kontakttechnik GmbH & Co. KG
Hansastr. 27
32423 Minden
Phone: +49571 887-0 | Fax: +49571 887-169
Email: info.de@wago.com | Web: www.wago.com

Do you have any questions about our products?
We are always happy to take your call at 01788 568 008.

Marking accessories

	**Item no.: 2009-110** Marking strips; for Smart Printer; on reel; not stretchable; plain; snap-on type; white	www.wago.com/2009-110
	**Item no.: 2009-115** WMB-Inline; for Smart Printer; 1500 pieces on roll; stretchable 5 - 5.2 mm; plain; snap-on type; white	www.wago.com/2009-115
	**Item no.: 2009-115/000-002** WMB-Inline; for Smart Printer; 1500 pieces on roll; stretchable 5 - 5.2 mm; plain; snap-on type; yellow	www.wago.com/2009-115/000-002
	**Item no.: 2009-115/000-006** WMB-Inline; for Smart Printer; 1500 pieces on roll; stretchable 5 - 5.2 mm; plain; snap-on type; blue	www.wago.com/2009-115/000-006
	**Item no.: 2009-115/000-007** WMB-Inline; for Smart Printer; 1500 pieces on roll; stretchable 5 - 5.2 mm; plain; snap-on type; gray	www.wago.com/2009-115/000-007
	**Item no.: 2009-115/000-012** WMB-Inline; for Smart Printer; 1500 pieces on roll; stretchable 5 - 5.2 mm; plain; snap-on type; orange	www.wago.com/2009-115/000-012
	**Item no.: 2009-115/000-017** WMB-Inline; for Smart Printer; 1500 pieces on roll; stretchable 5 - 5.2 mm; plain; snap-on type; light green	www.wago.com/2009-115/000-017
	**Item no.: 2009-115/000-023** WMB-Inline; for Smart Printer; 1500 pieces on roll; stretchable 5 - 5.2 mm; plain; snap-on type; green	www.wago.com/2009-115/000-023
	**Item no.: 2009-115/000-024** WMB-Inline; for Smart Printer; 1500 pieces on roll; stretchable 5 - 5.2 mm; plain; snap-on type; violet	www.wago.com/2009-115/000-024
	**Item no.: 2009-141** Micro-WSB-Inline; 2000 pieces on roll; plain; snap-on type; white	www.wago.com/2009-141
	Item no.: 793-501 WMB marking card; as card; not stretchable; plain; snap-on type; white	www.wago.com/793-501
	**Item no.: 793-501/000-002** WMB marking card; as card; not stretchable; plain; snap-on type; yellow	www.wago.com/793-501/000-002
	**Item no.: 793-501/000-005** WMB marking card; as card; not stretchable; plain; snap-on type; red	www.wago.com/793-501/000-005
	**Item no.: 793-501/000-006** WMB marking card; as card; not stretchable; plain; snap-on type; blue	www.wago.com/793-501/000-006

Subject to changes. Please also observe the further product documentation!

WAGO Kontakttechnik GmbH & Co. KG
Hansastr. 27
32423 Minden
Phone: +49571 887-0 | Fax: +49571 887-169
Email: info.de@wago.com | Web: www.wago.com

Do you have any questions about our products?
We are always happy to take your call at 01788 568 008.

	**Item no.: 793-501/000-007** WMB marking card; as card; not stretchable; plain; snap-on type; gray	www.wago.com/793-501/000-007
	**Item no.: 793-501/000-012** WMB marking card; as card; not stretchable; plain; snap-on type; orange	www.wago.com/793-501/000-012
	**Item no.: 793-501/000-017** WMB marking card; as card; not stretchable; plain; snap-on type; light green	www.wago.com/793-501/000-017
	**Item no.: 793-501/000-023** WMB marking card; as card; not stretchable; plain; snap-on type; green	www.wago.com/793-501/000-023
	**Item no.: 793-501/000-024** WMB marking card; as card; not stretchable; plain; snap-on type; violet	www.wago.com/793-501/000-024
	**Item no.: 793-502** WMB marking card; as card; MARKED; 1 … 10 (10x); not stretchable; Horizontal marking; snap-on type; white	www.wago.com/793-502
	**Item no.: 793-502/000-002** WMB marking card; as card; MARKED; 1 … 10 (10x); not stretchable; Horizontal marking; snap-on type; yellow	www.wago.com/793-502/000-002
	**Item no.: 793-502/000-005** WMB marking card; as card; MARKED; 1 … 10 (10x); not stretchable; Horizontal marking; snap-on type; red	www.wago.com/793-502/000-005
	**Item no.: 793-502/000-006** WMB marking card; as card; MARKED; 1 … 10 (10x); not stretchable; Horizontal marking; snap-on type; blue	www.wago.com/793-502/000-006
	**Item no.: 793-502/000-007** WMB marking card; as card; MARKED; 1 … 10 (10x); not stretchable; Horizontal marking; snap-on type; gray	www.wago.com/793-502/000-007
	**Item no.: 793-502/000-012** WMB marking card; as card; MARKED; 1 … 10 (10x); not stretchable; Horizontal marking; snap-on type; orange	www.wago.com/793-502/000-012
	**Item no.: 793-502/000-017** WMB marking card; as card; MARKED; 1 … 10 (10x); not stretchable; Horizontal marking; snap-on type; light green	www.wago.com/793-502/000-017
	**Item no.: 793-502/000-023** WMB marking card; as card; MARKED; 1 … 10 (10x); not stretchable; Horizontal marking; snap-on type; green	www.wago.com/793-502/000-023

Item no.: 793-502/000-024

WAGO Kontakttechnik GmbH & Co. KG
Hansastr. 27
32423 Minden
Phone: +49571 887-0 | Fax: +49571 887-169
Email: info.de@wago.com | Web: www.wago.com

Do you have any questions about our products?
We are always happy to take your call at 01788 568 008.

	WMB marking card; as card; MARKED; 1 ... 10 (10x); not stretchable; Horizontal marking; snap-on type; violet	www.wago.com/793-502/000-024
	Item no.: 793-503 WMB marking card; as card; MARKED; 11 ... 20 (10x); not stretchable; Horizontal marking; snap-on type; white	www.wago.com/793-503
	**Item no.: 793-503/000-002** WMB marking card; as card; MARKED; 11 ... 20 (10x); not stretchable; Horizontal marking; snap-on type; yellow	www.wago.com/793-503/000-002
	**Item no.: 793-503/000-005** WMB marking card; as card; MARKED; 11 ... 20 (10x); not stretchable; Horizontal marking; snap-on type; red	www.wago.com/793-503/000-005
	**Item no.: 793-503/000-006** WMB marking card; as card; MARKED; 11 ... 20 (10x); not stretchable; Horizontal marking; snap-on type; blue	www.wago.com/793-503/000-006
	**Item no.: 793-503/000-007** WMB marking card; as card; MARKED; 11 ... 20 (10x); not stretchable; Horizontal marking; snap-on type; gray	www.wago.com/793-503/000-007
	**Item no.: 793-503/000-012** WMB marking card; as card; MARKED; 11 ... 20 (10x); not stretchable; Horizontal marking; snap-on type; orange	www.wago.com/793-503/000-012
	**Item no.: 793-503/000-017** WMB marking card; as card; MARKED; 11 ... 20 (10x); not stretchable; Horizontal marking; snap-on type; light green	www.wago.com/793-503/000-017
	**Item no.: 793-503/000-023** WMB marking card; as card; MARKED; 11 ... 20 (10x); not stretchable; Horizontal marking; snap-on type; green	www.wago.com/793-503/000-023
	**Item no.: 793-503/000-024** WMB marking card; as card; MARKED; 11 ... 20 (10x); not stretchable; Horizontal marking; snap-on type; violet	www.wago.com/793-503/000-024
	Item no.: 793-504 WMB marking card; as card; MARKED; 21 ... 30 (10x); not stretchable; Horizontal marking; snap-on type; white	www.wago.com/793-504
	**Item no.: 793-504/000-002** WMB marking card; as card; MARKED; 21 ... 30 (10x); not stretchable; Horizontal marking; snap-on type; yellow	www.wago.com/793-504/000-002
	**Item no.: 793-504/000-005** WMB marking card; as card; MARKED; 21 ... 30 (10x); not stretchable; Horizontal marking; snap-on type; red	www.wago.com/793-504/000-005
	Item no.: 793-504/000-006 WMB marking card; as card; MARKED; 21 ... 30 (10x); not stretchable; Horizontal marking; snap-on type;	

WAGO Kontakttechnik GmbH & Co. KG
Hansastr. 27
32423 Minden
Phone: +49571 887-0 | Fax: +49571 887-169
Email: info.de@wago.com | Web: www.wago.com

Do you have any questions about our products?
We are always happy to take your call at 01788 568 008.

	blue	www.wago.com/793-504/000-006
	**Item no.: 793-504/000-012** WMB marking card; as card; MARKED; 21 ... 30 (10x); not stretchable; Horizontal marking; snap-on type; orange	www.wago.com/793-504/000-012
	**Item no.: 793-504/000-017** WMB marking card; as card; MARKED; 21 ... 30 (10x); not stretchable; Horizontal marking; snap-on type; light green	www.wago.com/793-504/000-017
	**Item no.: 793-504/000-023** WMB marking card; as card; MARKED; 21 ... 30 (10x); not stretchable; Horizontal marking; snap-on type; green	www.wago.com/793-504/000-023
	Item no.: 793-505 WMB marking card; as card; MARKED; 31 ... 40 (10x); not stretchable; Horizontal marking; snap-on type; white	www.wago.com/793-505
	**Item no.: 793-505/000-005** WMB marking card; as card; MARKED; 31 ... 40 (10x); not stretchable; Horizontal marking; snap-on type; red	www.wago.com/793-505/000-005
	**Item no.: 793-505/000-006** WMB marking card; as card; MARKED; 31 ... 40 (10x); not stretchable; Horizontal marking; snap-on type; blue	www.wago.com/793-505/000-006
	**Item no.: 793-505/000-007** WMB marking card; as card; MARKED; 31 ... 40 (10x); not stretchable; Horizontal marking; snap-on type; gray	www.wago.com/793-505/000-007
	**Item no.: 793-505/000-012** WMB marking card; as card; MARKED; 31 ... 40 (10x); not stretchable; Horizontal marking; snap-on type; orange	www.wago.com/793-505/000-012
	Item no.: 793-506 WMB marking card; as card; MARKED; 41 ... 50 (10x); not stretchable; Horizontal marking; snap-on type; white	www.wago.com/793-506
	**Item no.: 793-506/000-005** WMB marking card; as card; MARKED; 41 ... 50 (10x); not stretchable; Horizontal marking; snap-on type; red	www.wago.com/793-506/000-005
	**Item no.: 793-506/000-006** WMB marking card; as card; MARKED; 41 ... 50 (10x); not stretchable; Horizontal marking; snap-on type; blue	www.wago.com/793-506/000-006
	**Item no.: 793-506/000-012** WMB marking card; as card; MARKED; 41 ... 50 (10x); not stretchable; Horizontal marking; snap-on type; orange	www.wago.com/793-506/000-012
	Item no.: 793-506/000-017 WMB marking card; as card; MARKED; 41 ... 50 (10x); not stretchable; Horizontal marking; snap-on type;	

WAGO Kontakttechnik GmbH & Co. KG
Hansastr. 27
32423 Minden
Phone: +49571 887-0 | Fax: +49571 887-169
Email: info.de@wago.com | Web: www.wago.com

Do you have any questions about our products?
We are always happy to take your call at 01788 568 008.

	light green	www.wago.com/793-506/000-017
	Item no.: 793-5501 WMB marking card; as card; for terminal block width 5 - 17.5 mm; stretchable 5 - 5.2 mm; plain; snap-on type; white	www.wago.com/793-5501
	**Item no.: 793-5501/000-002** WMB marking card; as card; for terminal block width 5 - 17.5 mm; stretchable 5 - 5.2 mm; plain; snap-on type; yellow	www.wago.com/793-5501/000-002
	**Item no.: 793-5501/000-005** WMB marking card; as card; for terminal block width 5 - 17.5 mm; stretchable 5 - 5.2 mm; plain; snap-on type; red	www.wago.com/793-5501/000-005
	**Item no.: 793-5501/000-006** WMB marking card; as card; for terminal block width 5 - 17.5 mm; stretchable 5 - 5.2 mm; plain; snap-on type; blue	www.wago.com/793-5501/000-006
	**Item no.: 793-5501/000-007** WMB marking card; as card; for terminal block width 5 - 17.5 mm; stretchable 5 - 5.2 mm; plain; snap-on type; gray	www.wago.com/793-5501/000-007
	**Item no.: 793-5501/000-012** WMB marking card; as card; for terminal block width 5 - 17.5 mm; stretchable 5 - 5.2 mm; plain; snap-on type; orange	www.wago.com/793-5501/000-012
	**Item no.: 793-5501/000-014** WMB marking card; as card; for terminal block width 5 - 17.5 mm; stretchable 5 - 5.2 mm; plain; snap-on type; brown	www.wago.com/793-5501/000-014
	**Item no.: 793-5501/000-017** WMB marking card; as card; for terminal block width 5 - 17.5 mm; stretchable 5 - 5.2 mm; plain; snap-on type; green	www.wago.com/793-5501/000-017
	**Item no.: 793-5501/000-023** WMB marking card; as card; for terminal block width 5 - 17.5 mm; stretchable 5 - 5.2 mm; plain; snap-on type; light green	www.wago.com/793-5501/000-023
	**Item no.: 793-5501/000-024** WMB marking card; as card; for terminal block width 5 - 17.5 mm; stretchable 5 - 5.2 mm; plain; snap-on type; violet	www.wago.com/793-5501/000-024
	**Item no.: 793-566** WMB marking card; as card; MARKED; 1 ... 50 (2x); not stretchable; Horizontal marking; snap-on type; white	www.wago.com/793-566
	**Item no.: 793-566/000-002** WMB marking card; as card; MARKED; 1 ... 50 (2x); not stretchable; Horizontal marking; snap-on type; yellow	www.wago.com/793-566/000-002
	Item no.: 793-566/000-005 WMB marking card; as card; MARKED; 1 ... 50 (2x); not stretchable; Horizontal marking; snap-on type;	

WAGO Kontakttechnik GmbH & Co. KG
Hansastr. 27
32423 Minden
Phone: +49571 887-0 | Fax: +49571 887-169
Email: info.de@wago.com | Web: www.wago.com

Do you have any questions about our products?
We are always happy to take your call at 01788 568 008.

	red	www.wago.com/793-566/000-005
	**Item no.: 793-566/000-006** WMB marking card; as card; MARKED; 1 ... 50 (2x); not stretchable; Horizontal marking; snap-on type; blue	www.wago.com/793-566/000-006
	**Item no.: 793-566/000-007** WMB marking card; as card; MARKED; 1 ... 50 (2x); not stretchable; Horizontal marking; snap-on type; gray	www.wago.com/793-566/000-007
	**Item no.: 793-566/000-012** WMB marking card; as card; MARKED; 1 ... 50 (2x); not stretchable; Horizontal marking; snap-on type; orange	www.wago.com/793-566/000-012
	**Item no.: 793-566/000-017** WMB marking card; as card; MARKED; 1 ... 50 (2x); not stretchable; Horizontal marking; snap-on type; light green	www.wago.com/793-566/000-017
	**Item no.: 793-566/000-023** WMB marking card; as card; MARKED; 1 ... 50 (2x); not stretchable; Horizontal marking; snap-on type; green	www.wago.com/793-566/000-023
	**Item no.: 793-566/000-024** WMB marking card; as card; MARKED; 1 ... 50 (2x); not stretchable; Horizontal marking; snap-on type; violet	www.wago.com/793-566/000-024
tools		
	**Item no.: 210-720** Operating tool; Blade: 3.5 x 0.5 mm; with a partially insulated shaft; multicoloured	www.wago.com/210-720
General accessories		
	**Item no.: 2857-900** Configuration display	www.wago.com/2857-900
	**Item no.: 750-921** Bluetooth® Adapter; light gray	www.wago.com/750-921
	**Item no.: 750-923** Configuration cable; USB connector; Length: 2.5 m; black	www.wago.com/750-923
	**Item no.: 750-923/000-001** Configuration cable; USB connector; Length: 5 m	www.wago.com/750-923/000-001
	**Item no.: 857-304** Relay module; Nominal input voltage: 24 VDC; 1 changeover contact; Limiting continuous current: 6 A; Yellow status indicator; Module width: 6 mm; 2,50 mm²; gray	www.wago.com/857-304
	**Item no.: 857-979** Supply and through module	www.wago.com/857-979
assembling		

Subject to changes. Please also observe the further product documentation!

WAGO Kontakttechnik GmbH & Co. KG
Hansastr. 27
32423 Minden
Phone: +49571 887-0 | Fax: +49571 887-169
Email: info.de@wago.com | Web: www.wago.com

Do you have any questions about our products?
We are always happy to take your call at 01788 568 008.

	**Item no.: 249-116** Screwless end stop; 6 mm wide; for DIN-rail 35 x 15 and 35 x 7.5; gray	www.wago.com/249-116
	**Item no.: 249-117** Screwless end stop; 10 mm wide; for DIN-rail 35 x 15 and 35 x 7.5; gray	www.wago.com/249-117
	**Item no.: 249-197** Screwless end stop; 14 mm wide; for DIN-rail 35 x 15 and 35 x 7.5; gray	www.wago.com/249-197
check		
	**Item no.: 735-500** Test pin; 1 mm Ø; with solder connection for test wire	www.wago.com/735-500
power supply		
	**Item no.: 787-2852** Switched-mode power supply; 1-phase; 24 VDC output voltage; 1 A output current; -	www.wago.com/787-2852

Downloads

Documentation

Bid Text

2857-535 docx - Datei	20. 2. 2019	docx 19.2 kB	Download
2857-535 X81 - Datei	19. 2. 2019	xml 8.5 kB	Download

Instruction Leaflet

Signal Conditioner; RTD TC Temperature Signal Conditioner; Analog	V 1.0.0 30. 9. 2020	pdf 2.7 MB	Download

Additional Information

Disposal; Electrical and electronic equipment, Packaging	V 1.0.0	pdf 265.8 kB	Download

Engineering-Software

Software for Interface-Products

WAGO Interface Configuration Software G2 FULL The full setup, in addition to the WAGO Interface Configuration Software G2, includes the installation for the Microsoft .NET Framework.	1.0.5.03 14. 9. 2020	exe 113.7 MB	Download
WAGO Interface Configuration Software G2 SMALL	1.0.5.03	exe	Download

Subject to changes. Please also observe the further product documentation!

WAGO Kontakttechnik GmbH & Co. KG
Hansastr. 27
32423 Minden
Phone: +49571 887-0 | Fax: +49571 887-169
Email: info.de@wago.com | Web: www.wago.com

Do you have any questions about our products?
We are always happy to take your call at 01788 568 008.

The full setup only includes the WAGO Interface Configuration Software G2.	14. 9. 2020	29.8 MB

CAD/CAE-Data

CAD data

2D/3D Models 2857-535	URL	Download

CAE data

ZUKEN Portal 2857-535	URL	Download
EPLAN Data Portal 2857-535	URL	Download

Environmental Product Compliance

Compliance Search

Environmental Product Compliance 2857-535 Temperature signal conditioner; Current and voltage output signal; Configuration via software; Supply voltage: 24 VDC	URL	Download

Installation Notes

Configuration



Configuration via WAGO interface configuration software

WAGO Kontakttechnik GmbH & Co. KG
Hansastr. 27
32423 Minden
Phone: +49571 887-0 | Fax: +49571 887-169
Email: info.de@wago.com | Web: www.wago.com

Do you have any questions about our products?
We are always happy to take your call at 01788 568 008.

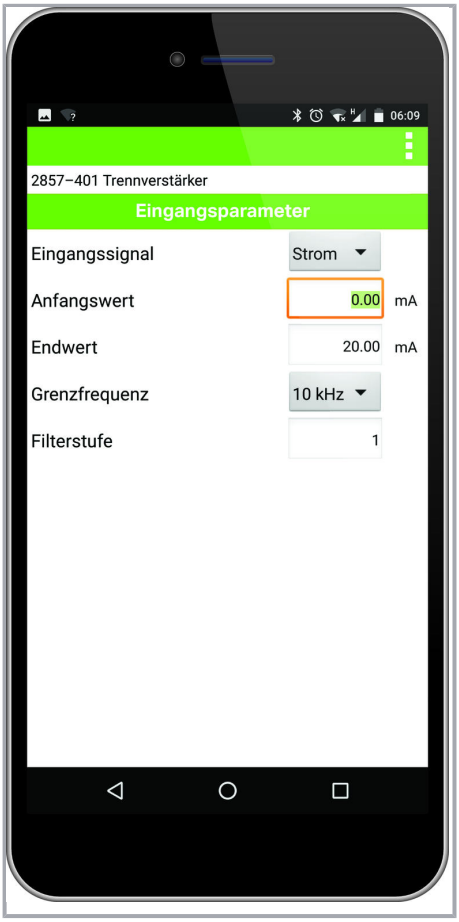

Configuration via WAGO interface configuration app



Configuration via WAGO configuration display

Conductor termination



Pluggable connection technology



Commoning, not discrete wiring – Same outline allows use of a single in-line, push-in jumper.

Subject to changes. Please also observe the further product documentation!

WAGO Kontakttechnik GmbH & Co. KG
Hansastr. 27
32423 Minden
Phone: +49571 887-0 | Fax: +49571 887-169
Email: info.de@wago.com | Web: www.wago.com

Do you have any questions about our products?
We are always happy to take your call at 01788 568 008.

Safety

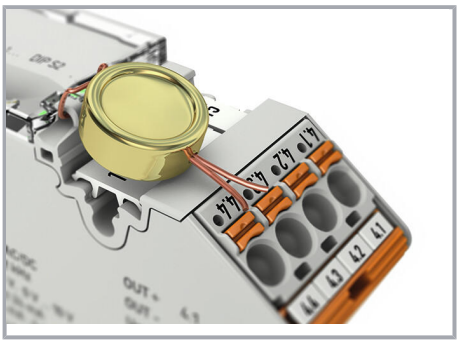

Lock-out seal option

Subject to changes. Please also observe the further product documentation!

WAGO Kontakttechnik GmbH & Co. KG
Hansastr. 27
32423 Minden
Phone: +49571 887-0 | Fax: +49571 887-169
Email: info.de@wago.com | Web: www.wago.com

Do you have any questions about our products?
We are always happy to take your call at 01788 568 008.