

STD and STB Markers

STD and STB markers are individual snap on markers used to identify wires and small cables permanently. STD markers are white and yellow. STB markers are colour coded.

Markers are side-entry installed using an applicator wand, so allowing identification after termination and/or installation. These markers have an expanding profile which enable markers to accommodate a wide range of wire and small cable sizes. Markers are supplied chevron cut to ensure the legend remains aligned.

Manufactured using a zero halogen polyoxymethylene (POM) compound, this marker lends itself to installations where a permanent solution is required. Ideally suited for use in Energy projects including power stations, oil refineries and offshore platforms.

KEY FEATURES

- Zero Halogen
- Excellent Resistance to Burning
  - UL94 HB rated
- UV stabilised material
  - On black marker with white legends
- Resistant to key fluids, including those used in Energy, Oil refineries, Aviation and Military (defined by RW-2538)
- Ten sizes for cable diameters 1.0 to 19.0mm (0.04 to 0.75 inches)
- Secure grip for positive fixing to cable
- Applicator wands available for easy marker installation
- Applicator has a patented slit to prevent over-expansion of the marker during application
- The high elasticity of the marker enables material to be installed without damaging the substrate

APPLICATIONS

- Post termination cable identification
- Identification of small wires and cables, including optical fibres.
- Ideally suited for use in Energy projects including power stations, oil refineries and offshore platforms.

TEMPERATURE RATING

Operating Temperature Range -40°C to 106°C (-40°F to 223°F)

ENVIRONMENTAL

No Halogens, Sulphur, Nitrogen, Phosphorus and Cadmium sources above trace level

Information and a downloadable declaration covering RoHS and REACH compliance can be found at the 'TE Product Compliance Support Centre':

http://www.te.com/en/resources/product-compliance.html

SPECIFICATIONS / APPROVALS

TE Connectivity Standard

- RW-2538

PART DESCRIPTION

STD - Standard marker

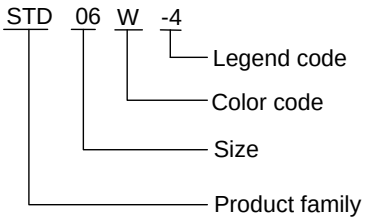

STB - Color coded marker

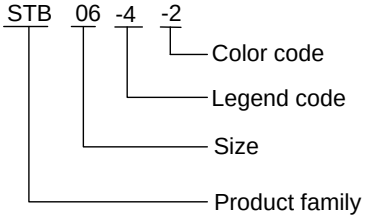

Where possible, TE have tested product as a finished item, including the print. Operational tests are followed by an assessment of mark adherence to validate fit form and function. Further details can be found in TE standard RW-2538.

©2014 Tyco Electronics Corporation, a TE Connectivity Ltd. Company. All Rights Reserved

STD and STB Markers

ORDERING INFORMATION

White/ Yellow marker size code	Color marker size code	Cable diameter mm	Cable diameter inches	Color of applicator wand	Packed box
STD 01	STB 01	1.00 – 1.40	0.040 – 0.055	Brown	10 wands with 30 identical markers
STD 02	STB 02	1.40 – 1.80	0.055 – 0.071	Grey	10 wands with 30 identical markers
STD 03	STB 03	1.90 – 2.65	0.075 – 0.104	Green	10 wands with 30 identical markers
STD 05	STB 05	2.30 – 3.00	0.091 – 0.118	Natural	10 wands with 30 identical markers
STD 06	STB 06	2.60 – 3.50	0.102 – 0.138	Red	10 wands with 30 identical markers
STD 09	STB 09	3.25 – 4.50	0.128 – 0.177	Blue	10 wands with 30 identical markers
STD 12	STB 12	4.50 – 6.00	0.177 – 0.236	Yellow	10 wands with 30 identical markers
STD 15	STB 15	5.80 – 8.50	0.228 – 0.335	Orange	50 identical markers. Applicator available separately*
STD 17	STB 17	8.50 – 11.50	0.335 – 0.452	Orange	50 identical markers. Applicator available separately*
STD 21	STB 21	11.00 – 15.50	0.433 – 0.610	Grey	50 identical markers. Applicator available separately*
STD 24	STB 24	15.00 – 19.00	0.590 – 0.750	Grey	50 identical markers. Applicator available separately*

APPLICATORS*

Order code	Marker size	Color of applicator	Number of applicators per pack
STD15-Applicator	15	Orange	5
STD17-Applicator	17	Orange	5
STD21-Applicator	21	Grey	2
STD24-Applicator	24	Grey	2

STD COLOR CODE

Y	Yellow	W	White

STB COLOR CODE

Legend	Marker color	Ink color	Legend	Marker color	Ink color	Legend	Marker color	Ink color
0	Black	White	4	Yellow	Black	8	Grey	Black
1	Brown	White	5	Green	White	9	White	Black
2	Red	White	6	Blue	White			
3	Orange	Black	7	Violet	White			

©2014 Tyco Electronics Corporation, a TE Connectivity Ltd. Company. All Rights Reserved

STD and STB Markers

LEGEND CODE

Legend	Code	Legend	Code	Legend	Code
0	0	J	J	/	Slash
1	1	K	K	Earth	Earth
2	2	L	L	Blank	Blank
3	3	M	M	:	Colon
4	4	N	N	=	Equals
5	5	O	O	.	Dot
6	6	P	P		
7	7	Q	Q		
8	8	R	R		
9	9	S	S		
A	A	T	T		
B	B	U	U		
C	C	V	V		
D	D	W	W		
E	E	X	X		
F	F	Y	Y		
G	G	Z	Z		
H	H	+	Plus		
I	I	-	Minus		

While TE has made every reasonable effort to ensure the accuracy of the information in this document, TE does not guarantee that it is error-free, nor does TE make any other representation, warranty or guarantee that the information is accurate, correct, reliable or current. TE reserves the right to make any adjustments to the information contained herein at any time without notice. TE expressly disclaims all implied warranties regarding the information contained herein, including, but not limited to, any implied warranties of merchantability or fitness for a particular purpose. The dimensions in this document are for reference purposes only and are subject to change without notice. Specifications are subject to change without notice. Consult TE for the latest dimensions and design specifications.

*Trademark. TE Connectivity, TE connectivity (logo), and TE (logo) are trademarks. Other logos, product and/or company names may be trademarks of their respective owners.

©2014 Tyco Electronics Corporation, a TE Connectivity Ltd. Company. All Rights Reserved