350180 ✔ ACTIVE

Test Probe 130

TE Internal #: 350180

Gold (Au), Test Probe 130, Test Probe Receptacles

View on TE.com >

Connectors > Connector Accessories > Test Probe Receptacles







Profile Height from PCB: **5.46 mm [.215 in]**

Funnel Entry: **Without**

Contact Mating Area Plating Material: **Gold (Au)**

Features

Product Type Features

Connector & Contact Terminates To	Printed Circuit Board
Test Probe Hole Location	Side Entry
Connector System	Cable-to-Board
Funnel Entry	Without

Configuration Features

Number of Positions	1

Contact Features

Contact Current Rating (Max)	4.75 A
Contact Base Material	Brass
Contact Mating Area Plating Material	Gold (Au)

Mechanical Attachment

Connector Mounting Type	Board Mount

Dimensions

Profile Height from PCB	5.46 mm[.215 in]

Usage Conditions

Operating Temperature Range	-55 – 85 °C[-67 – 185 °F]

Operation/Application

Circuit Application	Power & Signal

Product Compliance

For compliance documentation, visit the product page on TE.com>

EU RoHS Directive 2011/65/EU	Compliant
EU ELV Directive 2000/53/EC	Compliant
China RoHS 2 Directive MIIT Order No 32, 2016	有害物质含量符合标准要求 No Restricted Substance(s) Above Threshold
EU REACH Regulation (EC) No. 1907/2006	Current ECHA Candidate List: JUNE 2025 (250) Candidate List Declared Against: JUNE 2025 (250) Does not contain REACH SVHC
Halogen Content	Low Halogen - Br, Cl, F < 900 ppm per homogenous material. Also BFR/CFR/PVC Free
Solder Process Capability	Wave solder capable to 265°C

Product Compliance Disclaimer

This information is provided based on reasonable inquiry of our suppliers and represents our current actual knowledge based on the information they provided. This information is subject to change. The part numbers that TE has identified as EU RoHS compliant have a maximum concentration of 0.1% by weight in homogenous materials for lead, hexavalent chromium, mercury, PBB, PBDE, DBP, BBP, DEHP, DIBP, and 0.01% for cadmium, or qualify for an exemption to these limits as defined in the Annexes of Directive 2011/65/EU (RoHS2). Finished electrical and electronic equipment products will be CE marked as required by Directive 2011/65/EU. Components may not be CE marked. Additionally, the part numbers that TE has identified as EU ELV compliant have a maximum concentration of 0.1% by weight in homogenous materials for lead, hexavalent chromium, and mercury, and 0.01% for cadmium, or qualify for an exemption to these limits as defined in the Annexes of Directive 2000/53/EC (ELV). Regarding the REACH Regulation, the information TE provides on SVHC in articles for this part number is based on the latest European Chemicals Agency (ECHA) 'Guidance on requirements for substances in articles' posted at this URL: https://echa.europa.eu/guidance-documents/guidance-on-reach

Compatible Parts



TE Part # 350180-2
TEST PROBE REC130L SPCL RED GPBR

Also in the Series | Test Probe 130



Test Probe Receptacles(9)

Customers Also Bought



TE Part #5-104894-1
10 50/50 GRID RA HDR LF



TE Part #292232-3
1.5 MINI CT SGL V SMT W/BOS,PO



TE Part #350732-1
06P UMNL PIN HDR ASSY 94VO



TE Part #499913-1
010 UNIV HDR RA 4S 15DP STD L2



TE Part #2081362-1
SMA,RECEPTACLE,12.4GHZ,RIGHT ANGLE,PCB



TE Part #8-2176412-6
5W XSM M/OX 5% 18K



TE Part #6-2176421-3
TLRP 2512 2.0W R060 1% 50PPM 4K RL



TE Part #2314578-2
R/A HEADER, MULTI-BEAM XLE, VITA 62



TE Part #5223986-1
UPM KEYED GUIDE MODULE



TE Part #5787266-5
50 50SR R/A RCPT ASSY,RDSN L/F

Documents

CAD Files

3D PDF

3D

Customer View Model

ENG_CVM_CVM_350180_N_c-350180-n.2d_dxf.zip

English

Customer View Model

ENG_CVM_CVM_350180_N_c-350180-n.3d_igs.zip

English

Customer View Model

ENG_CVM_CVM_350180_N_c-350180-n.3d_stp.zip

English

By downloading the CAD file I accept and agree to the Terms and Conditions of use.

Datasheets & Catalog Pages

PRINTED CIRCUIT BOARD TERMINALS AND DISCONNECTS

English

Product Specifications

Application Specification

English

Test Probe Receptacle Contacts

English