THIS DRAWING IS UNPUBLISHED. RELEASED FOR PUBLICATION –,– .
© COPYRIGHT – By – ALL RIGHTS RESERVED.

NOTES:
Tolerances cable lengths:

0m to 0.5m	+30mm
0.5m to 1.0m	+50mm
1.0m to 3.0m	+100mm
< 3.0m	+1.5%

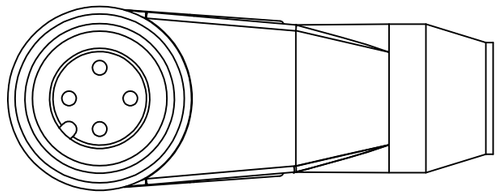

VIEW 'A'



REVISIONS

P	LTR	DESCRIPTION	DATE	DWN	APVD
	A	INITIAL RELEASE	26NOV2013	GSK	BvH
	A1	ECR-14-015049	13OCT2014	GSK	BvH
	A2	ECR-16-003945	16MAR2016	GSK	BvH

PVC CABLE	
No./diameter of wires	4 x 0.34 mm²
Wire isolation	PVC (br, wh, bl, bk)
C-track properties	
Jacket	PVC (UL/CSA)
Outer diameter	approx. 5.9 mm
Bend radius (moving)	15 x outer diameter
Temperature range (fixed)	-30...+80 °C
Temperature range (mobile)	-5...+70 °C

Contact Layout
Female

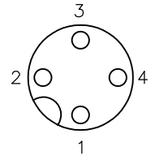

Schematic diagram

TECHNICAL DATA	
Operating voltage	max. 60 V AC/DC
Operating current per contact	max. 4 A
Locking of ports	Screw thread M12 x 1 mm (recommended torque 0.6 Nm) self-securing
Protection	IP65 and IP67 when plugged and screwed down (EN 60529)

PUR CABLE	
No./diameter of wires	4 x 0.34 mm²
Wire isolation	PVC (br, wh, bl, bk)
C-track properties	
Jacket	PUR/PVC (UL/CSA)
Outer diameter	approx. 5.9 mm
Bend radius (moving)	15 x outer diameter
Temperature range (fixed)	-30...+80 °C
Temperature range (mobile)	-5...+70 °C

LENGTH"L"	MATERIAL	JACKET COLOR	TE PN	DESCRIPTION	ITEM
4 pos 10mtr	PVC	Grey	1-2273099-4	4x22AWG PVC 10.0m	8
4 pos 5mtr	PVC	Grey	1-2273099-3	4x22AWG PVC 5.0m	7
4 pos 3mtr	PVC	Grey	1-2273099-2	4x22AWG PVC 3.0m	6
4 pos 1.5mtr	PVC	Grey	1-2273099-1	4x22AWG PVC 1.5m	5
4 pos 10mtr	PUR	Grey	2273099-4	4x22AWG PUR 10.0m	4
4 pos 5mtr	PUR	Grey	2273099-3	4x22AWG PUR 5.0m	3
4 pos 3mtr	PUR	Grey	2273099-2	4x22AWG PUR 3.0m	2
4 pos 1.5mtr	PUR	Grey	2273099-1	4x22AWG PUR 1.5m	1

THIS DRAWING IS A CONTROLLED DOCUMENT.

DIMENSIONS: mm

TOLERANCES UNLESS OTHERWISE SPECIFIED:
0 PLC ± –
1 PLC ± –
2 PLC ± –
3 PLC ± –
4 PLC ± –
ANGLES ± –

MATERIAL –
FINISH –

DWN SATHISH KUMAR.G 26NOV2013
CHK B.VELDHOVEN 26NOV2013
APVD A.VAN ZANDVOORT 26NOV2013
PRODUCT SPEC 108-19483
APPLICATION SPEC 114-32127
WEIGHT

TE Connectivity

NAME M12 X 1.0 ANGLED SOCKET PIGT SHLD A

SIZE	CAGE CODE	DRAWING NO	RESTRICTED TO
A3	00779	C-2273099	—

CUSTOMER DRAWING | SCALE NTS | SHEET 1 OF 1 | REV A2