HC-M-01-AT-F-40 - Contact insert module

1417379

https://www.phoenixcontact.com/sk/products/1417379

Please be informed that the data shown in this PDF document is generated from our online catalog. Please find the complete data in the user documentation. Our general terms of use for downloads are valid.



Contact insert module, number of positions: 1, power contacts: 1, control contacts: 0, Socket, Axial screw connection, 1000 V, 200 A, 6 mm^2 ... 70 mm^2, application: Power

Commercial data

Item number	1417379
Packing unit	2 pc
Minimum order quantity	2 pc
Sales key	BF7
Product key	BF7ACE
Catalog page	Page 573 (C-2-2019)
GTIN	4055626112602
Weight per piece (including packing)	62.75 g
Weight per piece (excluding packing)	61.4 g
Customs tariff number	85366990
Country of origin	PL

Technical data

Notes

General	For HEAVYCON HC-B6 to B48 housing (housing height: min. 72 mm), HC-M-B..-MF-... module carrier frame required, axial connection for 5 mm Allen key
General	Connectors may be operated only when there is no load/voltage.
General	The axial screw connection must be established using a 5 mm Allen key (for stranded conductors only)

Mounting

Assembly instructions	To ensure correct use, installation in housing with IP54 protection or better is required **Note regarding axial connection technology:** Only for stranded wires. The specified conductor cross sections refer to the geometric cross section of the cable used. Cables with a geometric cross section which deviates significantly from the nominal cable cross section must be checked before use. The axial connection technology connection space is designed for fine strand cables according to VDE 0295 Class 5. Deviating cable structures (e.g., Class 6 cables) must be checked before use. **Assembly instructions** Before assembly, ensure that the tapered screw is fully loosened (chamber is open). Cables must not be twisted. The wires must be pushed into the contact chamber as far as they will go (until the insulation touches the contact). Hold the wires in position and tighten using an Allen key. The used wire end must be cut off before reconnection. The terminal screw must only be retightened once to prevent the litz wires from breaking. To prevent damage to the contact, the wire/cable must be mechanically held at an appropriate distance from the connection point (e.g., when used in a plate cut out). For notes on correct execution, see DIN VDE 0100-520:2003-06. Unused connections must be tightened with maximum torque.
Hexagonal socket	WAF 5

Product properties

Product type	Modular contact insert
Number of positions	1
Connection profile	1
Application	Power
Number of module slots	2
No. of power contacts	1
No. of control contacts	0
Series	HC-M-HS

Insulation characteristics

Overvoltage category	III

Degree of pollution	3

Connection data

Connection technology

Connection technology	Axial screw connection

Conductor connection

Conductor cross section	6 mm² ... 70 mm² (The cross section specification refers to the geometric cross section of the cable used)
Connection cross section AWG	10 ... 0
Tightening torque	4 Nm ... 6 Nm (6 mm² ... 10 mm²)
	6 Nm ... 8 Nm (16 mm² ... 25 mm²)
	8 Nm ... 10 Nm (35 mm² ... 70 mm²)
Stripping length of the individual wire	15 mm (with an outside conductor diameter up to 12 mm)
	19 mm (with an outside conductor diameter up to 16 mm)

Dimensions

Dimensional drawing	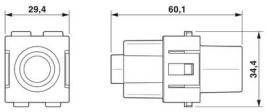
Width	34.2 mm
Height	60 mm
Length	29.4 mm

Mechanical characteristics

Minimum housing height	72 mm
Contact diameter	9.5 mm

Electrical properties

Rated voltage (III/3)	1000 V
Rated surge voltage	8 kV
Rated current	200 A

Mechanical properties

Mechanical data

Insertion/withdrawal cycles	≥ 500

Material specifications

Flammability rating according to UL 94	V0
Contact material	Copper alloy
Contact surface material	Ag
Contact carrier material	PC

Standards/regulations	PC: Fire protection in rail vehicles - requirement sets R22, R23, and R24 acc. to DIN EN 45545-2 (Risk level HL1 - HL3)

Environmental and real-life conditions

Ambient conditions

Ambient temperature (operation)	-40 °C ... 125 °C

Standards and regulations

Testing

Standards/regulations	PC: Fire protection in rail vehicles - requirement sets R22, R23, and R24 acc. to DIN EN 45545-2 (Risk level HL1 - HL3)

Drawings

Schematic diagram

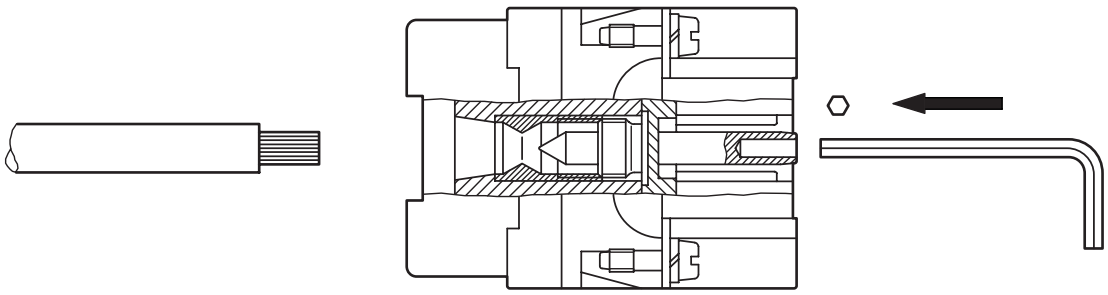

Axial connection

Dimensional drawing

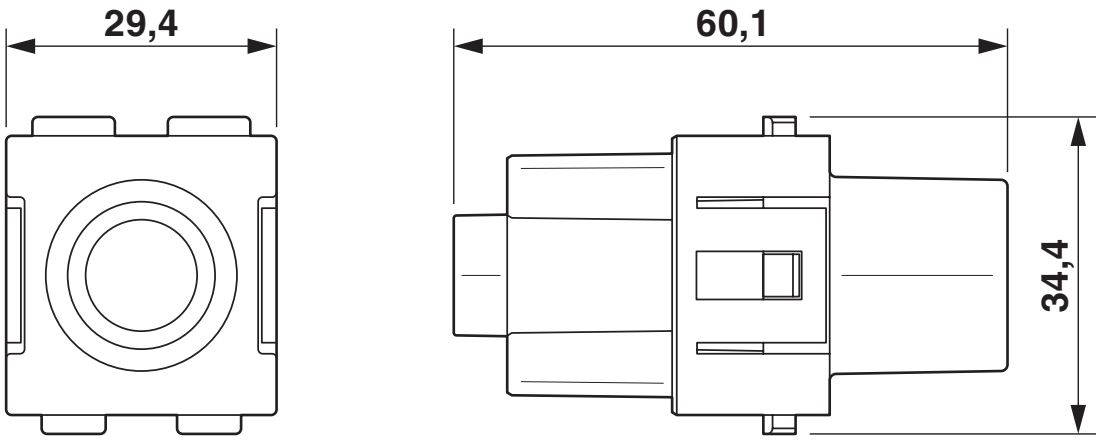

Female insert

Diagram

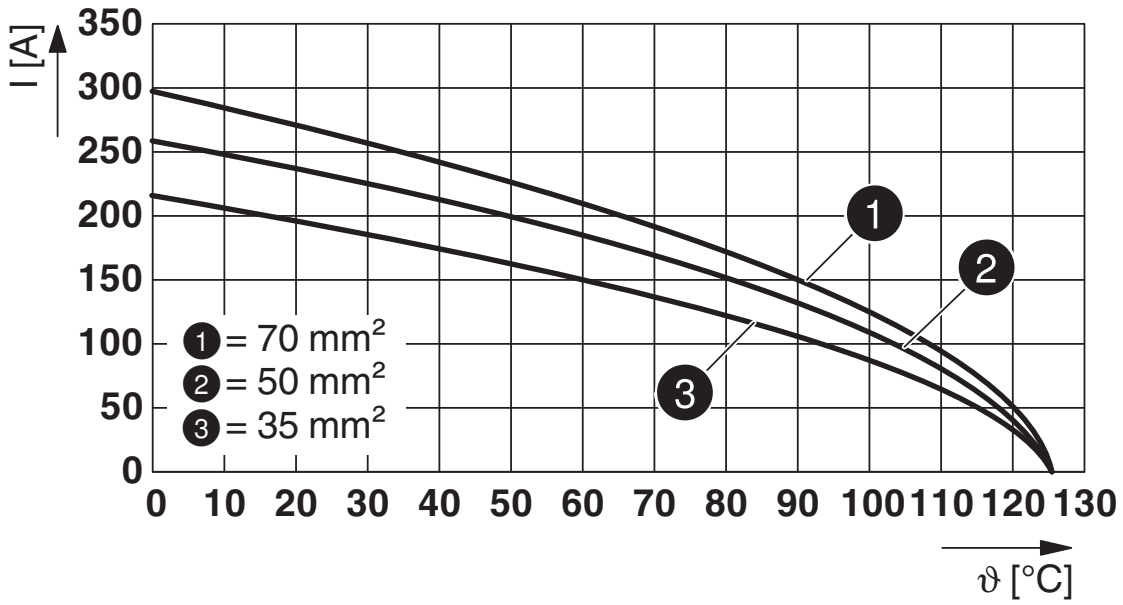

Derating diagram

Schematic diagram

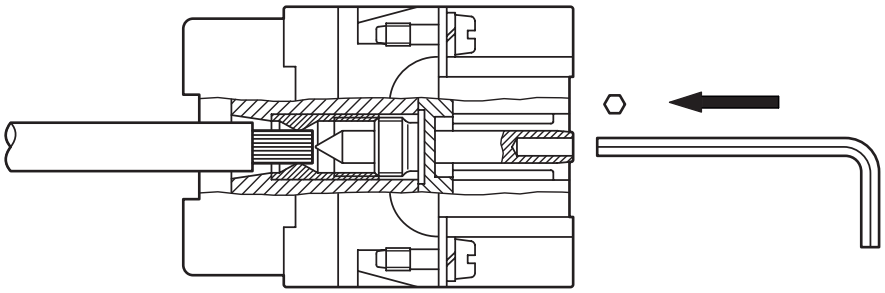

Approvals

To download certificates, visit the product detail page: https://www.phoenixcontact.com/sk/products/1417379

DNV
Approval ID: TAE000037S

CSA
Approval ID: 13631

	Nominal voltage U_N	Nominal current I_N	Cross section AWG	Cross section mm^2
	600 V	116 A	- 00	-

UL Recognized
Approval ID: E118976

	Nominal voltage U_N	Nominal current I_N	Cross section AWG	Cross section mm^2
	600 V	146 A	- 00	-

EAC
Approval ID: RU C-DE.BL08.B.00511

Classifications

ECLASS

ECLASS-11.0	27440217
ECLASS-12.0	27440217
ECLASS-13.0	27440217

ETIM

ETIM 9.0	EC000438

UNSPSC

UNSPSC 21.0	39121400

Environmental product compliance

REACh SVHC	Lead 7439-92-1

China RoHS	Environmentally Friendly Use Period = 50 years
	For information on hazardous substances, refer to the manufacturer’s declaration available under “Downloads”

Accessories

HC-CBU-MOD - Coding element

1636130

https://www.phoenixcontact.com/sk/products/1636130



Coding socket for coding up to 16 connectors, for HC Modular

HC-CST-MOD - Coding element

1636127

https://www.phoenixcontact.com/sk/products/1636127



Coding peg for coding up to 16 connectors, for HC Modular

HC-M-B06-MFH-B - Module carrier frame

1182085

https://www.phoenixcontact.com/sk/products/1182085



Module carrier frame, size: B6, type : for the panel mounting side (a, b, c, ...), 4 mm^2 ... 6 mm^2, application: Module carrier frame

HC-M-B10-MFH-B - Module carrier frame

1182088

https://www.phoenixcontact.com/sk/products/1182088



Module carrier frame, size: B10, type : for the panel mounting side (a, b, c, ...), 4 mm^2 ... 6 mm^2, application: Module carrier frame

HC-M-B16-MFH-B - Module carrier frame

1182090

https://www.phoenixcontact.com/sk/products/1182090



Module carrier frame, size: B16, type : for the panel mounting side (a, b, c, ...), 4 mm^2 ... 6 mm^2, application: Module carrier frame

HC-M-B24-MFH-B - Module carrier frame

1182094

https://www.phoenixcontact.com/sk/products/1182094



Module carrier frame, size: B24, type : for the panel mounting side (a, b, c, ...), 4 mm^2 ... 6 mm^2, application: Module carrier frame

HC-M-B06-MFH-H - Module carrier frame

1182087

https://www.phoenixcontact.com/sk/products/1182087



Module carrier frame, size: B6, type : for the sleeve side (A, B, C, ...), 4 mm^2 ... 6 mm^2, application: Module carrier frame

HC-M-B10-MFH-H - Module carrier frame

1182089

https://www.phoenixcontact.com/sk/products/1182089



Module carrier frame, size: B10, type : for the sleeve side (A, B, C, ...), 4 mm^2 ... 6 mm^2, application: Module carrier frame

HC-M-B16-MFH-H - Module carrier frame

1182093

https://www.phoenixcontact.com/sk/products/1182093

Module carrier frame, size: B16, type : for the sleeve side (A, B, C, ...), 4 mm^2 ... 6 mm^2, application: Module carrier frame



HC-M-B24-MFH-H - Module carrier frame

1182095

https://www.phoenixcontact.com/sk/products/1182095

Module carrier frame, size: B24, type : for the sleeve side (A, B, C, ...), 4 mm^2 ... 6 mm^2, application: Module carrier frame



HC-M-01-AT-F-40 - Contact insert module

1417379

https://www.phoenixcontact.com/sk/products/1417379

HC-M-01-AT-M-40 - Contact insert module

1417381

https://www.phoenixcontact.com/sk/products/1417381



Contact insert module, number of positions: 1, power contacts: 1, control contacts: 0, Pin, Axial screw connection, 1000 V, 200 A, 6 mm^2 ... 70 mm^2, application: Power

SF-BIT-HEX 5-89 S - Screw insert

1200303

https://www.phoenixcontact.com/sk/products/1200303



Screw bit, hexagon, E6.3-1/4" drive, size: Hex 5 x 89 mm, hardened, suitable for holder according to DIN 3126-F6.3/ISO 1173

HC-M-01-AT-F-40 - Contact insert module

1417379

https://www.phoenixcontact.com/sk/products/1417379

SF-THEX 5-150 - Screwdriver

1212641

https://www.phoenixcontact.com/sk/products/1212641



T-handle screwdriver, for Allen screws, hexagonal (with chamfer), size: hex 5 x 150 mm, ergonomically shaped handle, matt chrome-plated

Phoenix Contact 2024 © - all rights reserved
https://www.phoenixcontact.com

PHOENIX CONTACT s.r.o.
Námestie Mateja Korvína 1
811 07 Bratislava
+421 2 3210 1470
obchod.sk@phoenixcontact.com