Contact insert - HC-HV03-I-PT-M - 1407739

Please be informed that the data shown in this PDF Document is generated from our Online Catalog. Please find the complete data in the user's documentation. Our General Terms of Use for Downloads are valid (http://phoenixcontact.com/download)



HEAVYCON pin insert, HV3 series, 3-pos. + 2 switching contacts + PE, 830 V, push-in connection

Your advantages

- For fast coding with plastic profile
- Conductor connection without tools
- Significant time savings during conductor connection
- Test connection for 2 mm test plug

Key Commercial Data

Packing unit	1 pc
GTIN	4 046356 777445
GTIN	4046356777445
Weight per Piece (excluding packing)	60.000 g
Custom tariff number	85366990
Country of origin	China

Technical data

General

Note	For solid conductors or stranded conductors with ferrules
Connection method	Push-in connection (power contacts)
	Push-in connection (control contacts)
Number of connections per position	1
Degree of pollution	3
Overvoltage category	III

Contact insert - HC-HV03-I-PT-M - 1407739

Technical data

General

Number of positions	3+2+PE
No. of power contacts	3
No. of control contacts	2
Insertion/withdrawal cycles	≥ 500
Size	B10
Conductor cross section	0.14 mm² ... 2.5 mm² (applies to stranded conductors with ferrules)
	0.14 mm² ... 2.5 mm² (control contacts)
Connection cross section AWG	26 ... 14 (power contacts)
	26 ... 14 (control contacts)
Stripping length	8 mm ... 10 mm (power contacts)
	8 mm ... 10 mm (control contacts)
Assembly instructions	To ensure correct use, installation in housing with IP54 protection or better is required
Connection	Connectors may only be operated when there is no load/the power is switched off. Can be used for solid wires and stranded wires with ferrule.

Ambient conditions

Ambient temperature (operation)	-40 °C ... 125 °C (including heating up of contacts)

Material data

Contact material	Copper alloy
Material of contact surface, power contact	Ag
Material of contact surface, control contact	Ag
Contact carrier material	PC
Standards/regulations	PA: Fire protection in rail vehicles - requirement sets R22 and R23 acc. to DIN EN 45545-2 (Risk level HL1 - HL2)
	PA: Fire protection in rail vehicles - requirement set R24 acc. to DIN EN 45545-2 (Risk level HL1 - HL3)

Electrical characteristics

Rated voltage (III/3)	830 V (power contacts)
	500 V (control contacts)
Rated surge voltage	8 kV (power contacts)
	6 kV (control contacts)
Rated current	16 A (power contacts)
	16 A (control contacts)

Standards and Regulations

Flammability rating according to UL 94	V0

Environmental Product Compliance

Contact insert - HC-HV03-I-PT-M - 1407739

Technical data

Environmental Product Compliance

China RoHS	Environmentally friendly use period: unlimited = EFUP-e
	No hazardous substances above threshold values

Drawings

Diagram

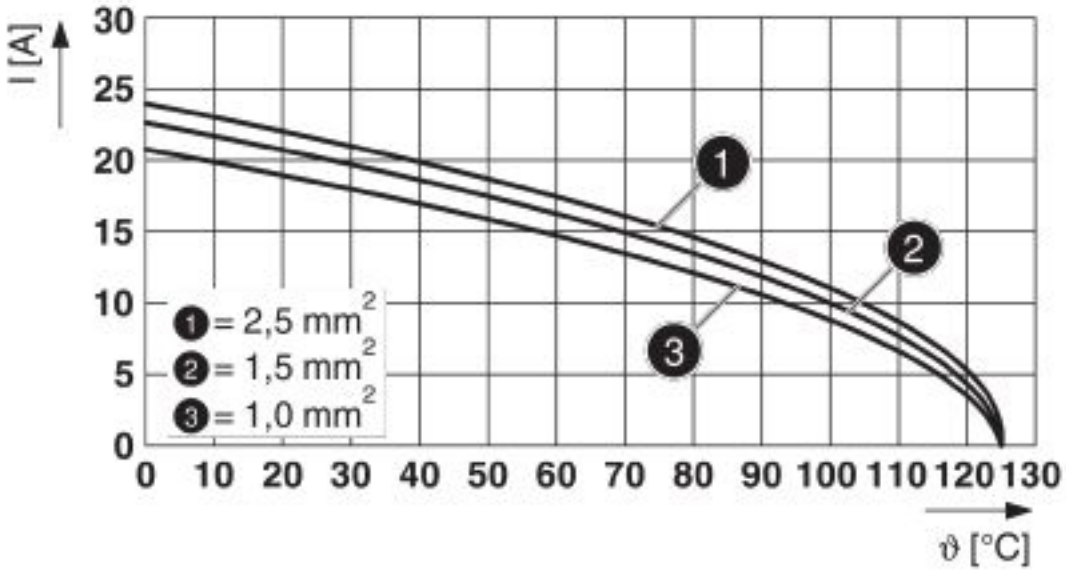

Derating diagram

Contact insert - HC-HV03-I-PT-M - 1407739

Dimensional drawing

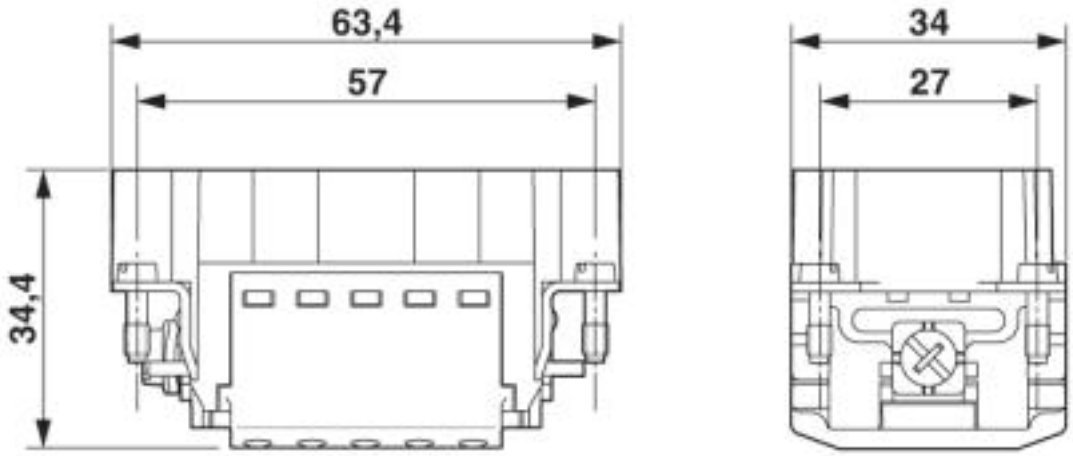

Dimensional drawing

Contact insert - HC-HV03-I-PT-M - 1407739

Dimensional drawing

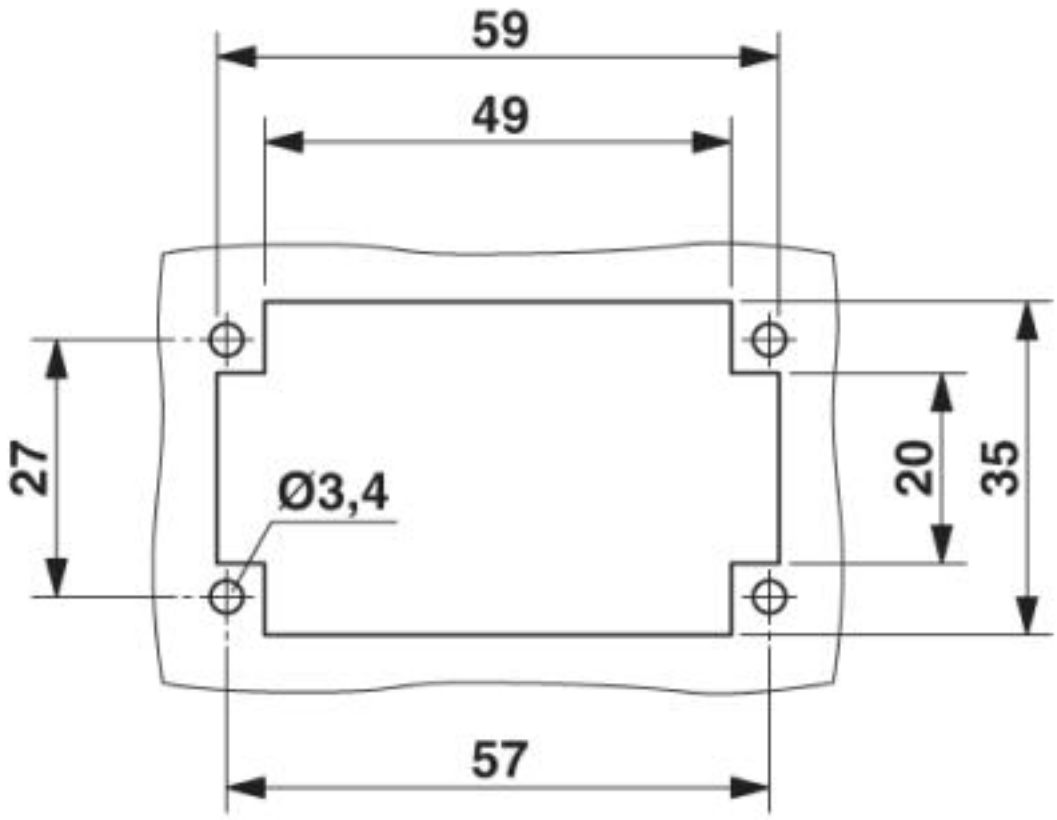

Mounting cutout when used without housing

Contact insert - HC-HV03-I-PT-M - 1407739

Schematic diagram

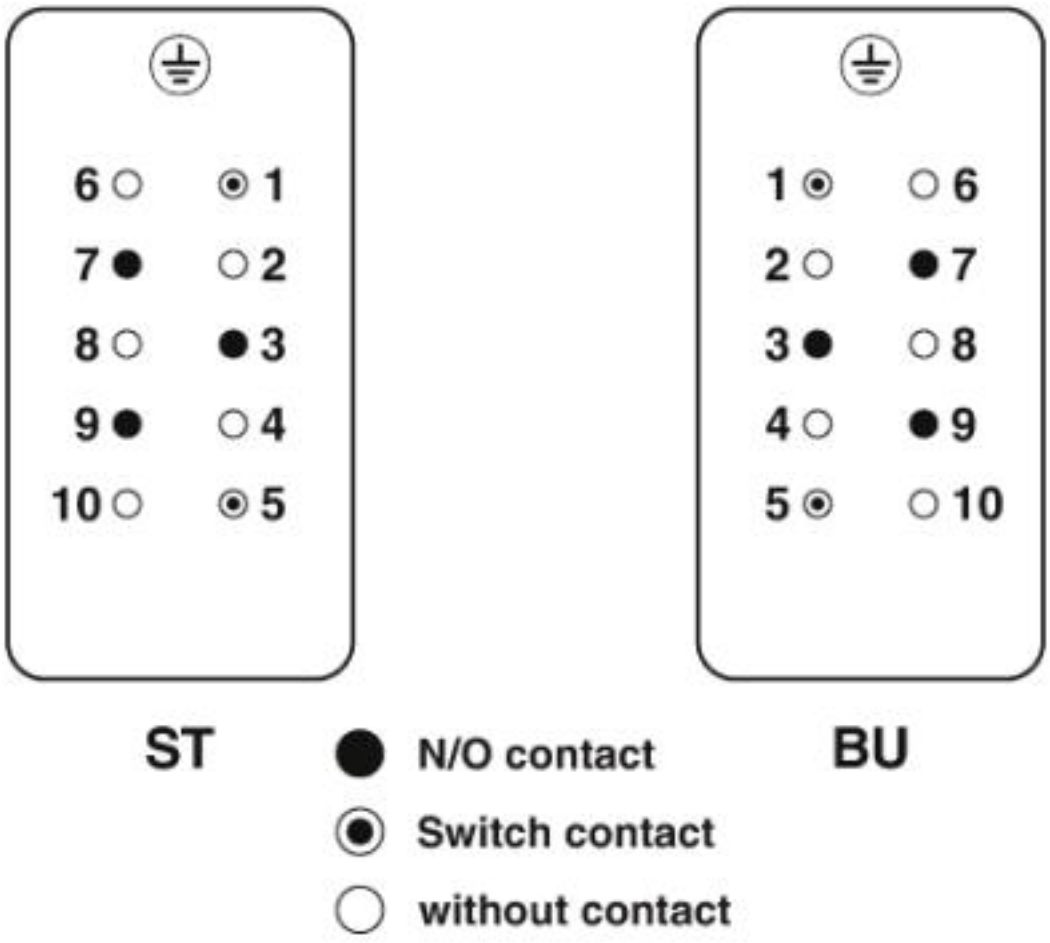

View termination side

Classifications

eCl@ss

eCl@ss 4.0	27140800
eCl@ss 4.1	27140800
eCl@ss 5.0	27143400
eCl@ss 5.1	27261200
eCl@ss 6.0	27261200
eCl@ss 7.0	27440205
eCl@ss 8.0	27440205
eCl@ss 9.0	27440205

Contact insert - HC-HV03-I-PT-M - 1407739

Classifications

ETIM

ETIM 3.0	EC000437
ETIM 4.0	EC000438
ETIM 5.0	EC000438
ETIM 6.0	EC000438
ETIM 7.0	EC000438

UNSPSC

UNSPSC 6.01	30211923
UNSPSC 7.0901	39121522
UNSPSC 11	39121522
UNSPSC 12.01	39121522
UNSPSC 13.2	39121522

Approvals

Approvals

Approvals

CSA / UL Recognized / EAC

Ex Approvals

Approval details

CSA		http://www.csagroup.org/services-industries/product-listing/	013631_0_000

Nominal voltage UN	600 V
Nominal current IN	16 A
mm²/AWG/kcmil	14

Contact insert - HC-HV03-I-PT-M - 1407739

Approvals

UL Recognized		http://database.ul.com/cgi-bin/XYV/template/LISEXT/1FRAME/index.htm	E118976

Nominal voltage UN	600 V
Nominal current IN	21 A
mm²/AWG/kcmil	14

EAC		RU C-DE.AI30.B.01102

Accessories

Accessories

Coding element

Coding element - HC-CST - 1676857



Coding peg for coding up to 16 connectors

Coding element - HC-CBU - 1676860



Coding socket for coding up to 16 connectors

Coding bolt - HC-CB - 1772722



Coding pin, prevents mismating of up to six connectors with an identical number of positions

Contact insert - HC-HV03-I-PT-M - 1407739

Accessories

Coding profile - CP-HC - 1686478



Coding profile, 4 coding profiles per strip, for insertion in coding keyways

Mounting material

Screw - HC-B-PES - 1604997



PE screw, for contact inserts HC-B / HC-BB / HC-DD / HC-D40 / HC-D64

Phoenix Contact 2019 © - all rights reserved
http://www.phoenixcontact.com