



PHZ / PHZF

HEAT SHRINKING TUBE

- PHZ is a flexible zero halogen thin wall polyolefin tubing with ideal printability
- Excellent properties of fire safety characteristics
- Low smoke generation and evolution of acid gases
- Reduced overall assembly and marking costs on site when using Partex marking machines on site

General information

Design
PHZ is a thin wall flexible, zero halogen shrinkable tubing with excellent fire safety characteristics. This is allied to low smoke emissions and evolution of acid gases. This has been achieved without lowering mechanical and solvents resistent properties. PHZF is flat.

Applications
Primary applications include insulation and protection of cables, harnesses and electronic components used in enclosed spaces where equipment would be irreparably damaged by the corrosive products of combustion.
We consider the product especially suitable for shipboard, offshore and underground railway applications.

Standard colors
Black, yellow, white. Non-standard colours are available on request.

Shrink ratrio 2:1.

Technical information

Temperature range
Continuous operating temperature range of –55ºC to +105ºC . Shrink temperature > 90°C

Approval to standards PHZ/PHZF
ASTM D 635-HB(flamabillity resistance),
Boeing BS 7239 (toxic gas geration M7).

Railway normative:
BS6853 (1999) vehicle category Ia
EN 45545-2 class HL3
LUL 1-085: A3 complian

Approval to standards PHZF
SAE AS81531 4.6.2
MIL-STD-202G (method 215K)

Marking equipment
PHZ is printable for on site production with Partex SP2000/SP6600, MK10, EOS or T1000 marking machines. Software WinSign or Promark Creator.

Can also be rapidly delivered customized marked from Partex when marking information is sent via an Excel data file or specified CAD files.

PHZ dimensions

Oval heat shrink tubing.

Article number	Diameter mm min	Diameter inch min	Diameter max recovered mm	Diameter max recovered inch	Recovered wall thickness mm	inch	Qty per DN / BN reel
PHZ20024BN/DN¤	2.40	.094	1.20	.047	0.51	.020	25 / 150
PHZ20032BN/DN¤	3.20	.125	1.60	.063	0.51	.020	25 / 150
PHZ20048BN/DN¤	4.80	.189	2.40	.095	0.51	.020	25 / 150
PHZ20064BN/DN¤	6.40	.252	3.20	.126	0.65	.026	25 / 150
PHZ20095BN¤	9.50	.374	4.70	.185	0.65	.026	150
PHZ20127BN¤	12.70	.500	6.40	.251	0.65	.026	150
PHZ20190BN¤	19.10	.752	9.50	.375	0.77	.030	50
PHZ20254BN¤	25.40	1.000	12.70	0.500	0.89	.035	50
PHZ20381BN¤	38.10	1.500	19.10	0.750	1.00	.039	25
PHZ20510BN¤	50.80	2.000	25.40	1.000	1.10	.040	25

¤=0=black, 4=yellow, 9=white. Other colors on request.



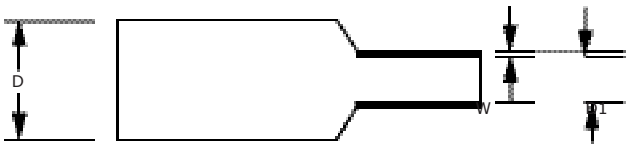

PHZF dimensions

Flat heat shrink tubing

Article number	Diameter mm min	Diameter inch min	Diameter max recovered mm	Diameter max recovered inch	Recovered wall thickness mm	inch	Qty per DN / BN reel
PHZF20024DN/BN¤	2.40	.094	1.20	.047	0.51	.020	25 / 100
PHZF20032DN/BN¤	3.20	.125	1.60	.063	0.51	.039	25 / 100
PHZF20048DN/BN¤	4.80	.189	2.40	.095	0.51	.020	25 / 100
PHZF20064DN/BN¤	6.40	.252	3.20	.126	0.65	.026	25 / 100
PHZF20095BN¤	9.50	.374	4.70	.185	0.65	.026	100
PHZF20127BN¤	12.70	.500	6.40	.251	0.65	.026	100
PHZF20191BN¤	19.10	.752	9.50	.375	0.77	.030	50
PHZF20254BN¤	25.40	1.000	12.70	0.500	0.89	.035	50
PHZF20381BN¤	38.10	1.500	19.10	0.750	1.00	.039	25

¤=0=black, 4=yellow, 9=white. Other colors on request.



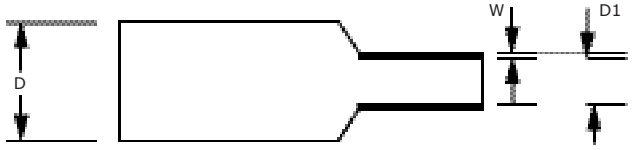

APPLICATION



SP1/SP2000/SP6600



T1000



MK10