Without Screw

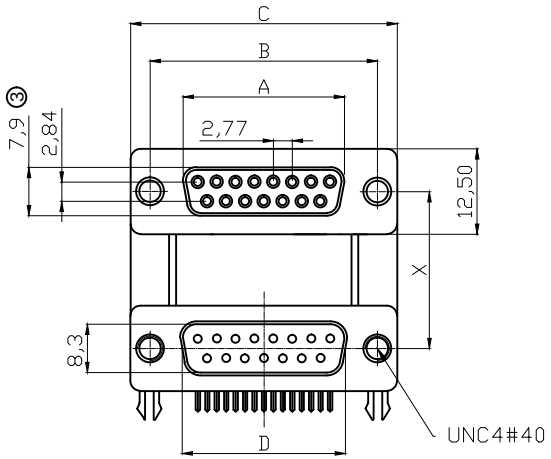

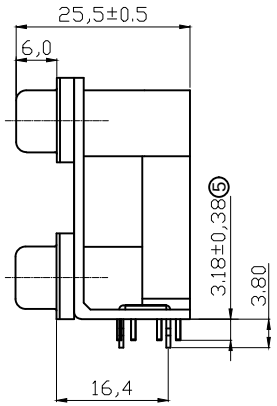

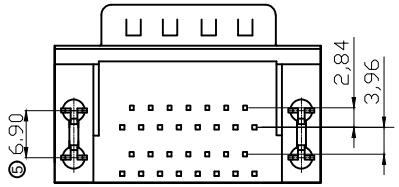

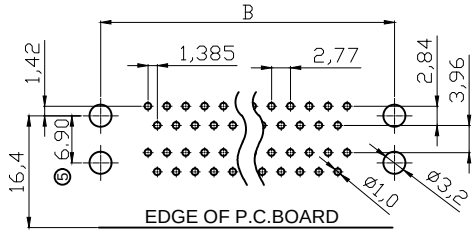

RECOMMENDED P.C.B LAYOUT (TOP VIEW)
TOLERANCES: ±0.10mm

SPECIFICATION
MATERIAL
Insulator: PBT, rated UL94V-0 , black
Contacts: Copper alloy
Shell: Steel : 7439-89-6
Rivet,Boardlock: Copper alloy

CONTACT PLATING
Contact area: Gold flash
Solder tails: 100u" Tin over 40u" Nickel
Shell plating: Tin plated
Underplate: 50u" Nickel

ELECTRICAL
Operation voltage: 250 VAC max.
Current rating: 3 Amps max.
Contact resistance: 25 mohms max.
Insulation resistance: 3000 Mohms min @ 500 VDC
Dielectric withstanding voltage: 1000 VAC / minute
Operating temperature: -55°C ~ +105°C

① Order Code:

⑥ A-DD xx - x - x - x

- Empty - Without Screw / UNC - With Screw
- (TOP / BOTTOM): 1- Male/Male, 2- Male/Female, 3- Female/Male, 4- Female/Female
- Dim X: A - 15.875mm, B - 19.05mm ③
- No. of Contacts 09 / 15 / 25 / 37 ④

Dimensions

POSITION	A	B	C	D ③
9	16.30	25.00	30.8	16.92
15	24.60	33.30	39.2	25.25
25	38.30	47.10	53.1	38.96
37	54.80	63.50	69.4	55.42

RoHS compliant

Unit: mm

Scale	Free
TOLERANCE	
X.	±0.50
X.X	±0.30
X.XX	±0.20
DIM	TOL
Angle	±5°

Id.	Modification	Date	Name
⑦	Add version with UNC 4-#40 and adjust distribution	30.01.2019	Xavier
⑥	Add contact style	20.03.2015	Winnie
⑤	Correct the 7.90mm into 6.90mm	15.08.2014	Winnie
④	Update	24.04.2013	Winnie
③	Update	01.04.2013	Winnie
②	Update	28.01.2013	Winnie

	Date	Name
Drawn	31.08.2012	Winnie
Approved	20.03.2015	Winnie

ASSMANN WSW components

Customer-No.

ASSMANN WSW-No.
A-DD XX X-X

Drawing-No.
ASS 4956 CO

rev07

Replace

Sheet 1/2

SV4638

With Screw

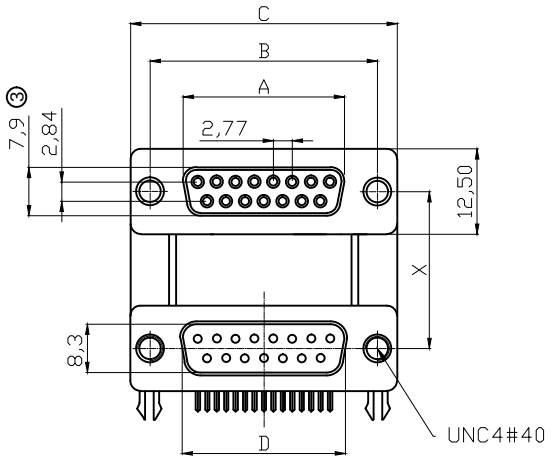

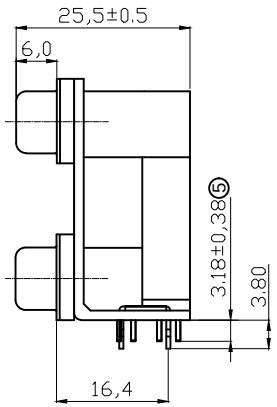

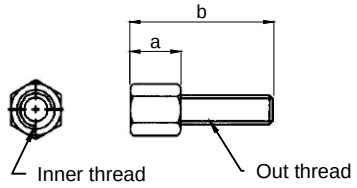

Dim. a	Dim. b	Inner thread	Out thread
4.8	11.8	4-#40	4-#40

SPECIFICATION
MATERIAL
Insulator: PBT, rated UL94V-0 , black
Contacts: Copper alloy
Shell: Steel : 7439-89-6
Rivet,Boardlock: Copper alloy

CONTACT PLATING
Contact area: Gold flash
Solder tails: 100u" Tin over 40u" Nickel
Shell plating: Tin plated
Underplate: 50u" Nickel

ELECTRICAL
Operation voltage: 250 VAC max.
Current rating: 3 Amps max.
Contact resistance: 25 mohms max.
Insulation resistance: 3000 Mohms min @ 500 VDC
Dielectric withstanding voltage: 1000 VAC / minute
Operating temperature: -55°C ~ +105°C

① Order Code:

⑥ A-DD xx - x - x - x

- Empty - Without Screw / UNC - With Screw
- (TOP / BOTTOM): 1- Male/Male, 2- Male/Female, 3- Female/Male, 4- Female/Female
- Dim X: A - 15.875mm, B - 19.05mm ③
- No. of Contacts 09 / 15 / 25 / 37 ④

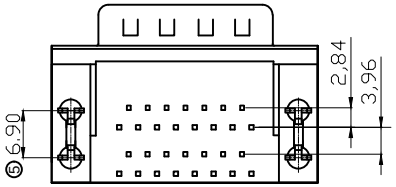

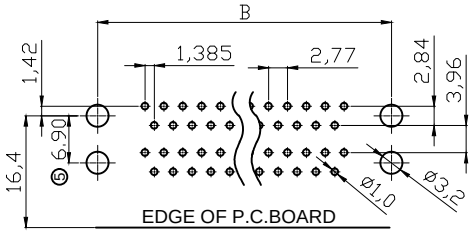

RECOMMENDED P.C.B LAYOUT (TOP VIEW)
TOLERANCES: ±0.10mm

Dimensions

POSITION ③	A	B	C	D
9	16.30	25.00	30.8	16.92
15	24.60	33.30	39.2	25.25
25	38.30	47.10	53.1	38.96
37	54.80	63.50	69.4	55.42

RoHS compliant
Unit: mm

Scale	Free
TOLERANCE	
X.	±0.50
X.X	±0.30
X.XX	±0.20
DIM	TOL
Angle	±5°

Id.	Modification	Date	Name
⑦	Add version with UNC 4-#40 and adjust distribution	30.01.2019	Xavier
⑥	Add contact style	20.03.2015	Winnie
⑤	Correct the 7.90mm into 6.90mm	15.08.2014	Winnie
④	Update	24.04.2013	Winnie
③	Update	01.04.2013	Winnie
②	Update	28.01.2013	Winnie

	Date	Name
Drawn	31.08.2012	Winnie
Approved	20.03.2015	Winnie

ASSMANN WSW components

Customer-No.

ASSMANN WSW-No.
⑦ A-DD XX X-X-UNC

Drawing-No.
ASS 4956 CO

rev07

Replace

Sheet 2/2

SV4638