2J6B86JBCFf-B16J

4× 5GNR MIMO, 4× 2.4/5.0/6.0 GHz ISM MIMO and GNSS Pole / Screw Mount

Key Features

Cable 1 - 4: 5GNR
- 617-960 MHz
- 1427-2690 MHz
- 3300-5000 MHz
- 5150-5925 MHz

Cable 5 - 8: 2.4/5.0/6.0 GHz ISM
- 2410-2490 MHz
- 4920-7125 MHz

Cable 9: GPS/GLONASS/BeiDou/QZSS/Galileo
- 1561-1606 MHz

Pole / Screw Mount
High Performance
Ground Plane Independent
Customizable Cable and Connector
Dimensions: 199 × 167 × 123 mm for Pole mount
199 × 167 × 53 mm for Screw Mount
Certificates: IP67, IP69



Note: Antenna is supplied with 100cm cables max. + jumper cables for any cable lengths.

1. Antenna and electrical specifications

Cable 1

Parameters	5GNR Antenna			
Technologies	5G, 4G, 3G and 2G			
Standards	5GNR/4GLTE/FirstNet/CBRS/LPWA/CAT-X/CAT-Mx/CAT-NBx/NB-IoT/3G/2G			
Frequency (MHz)	617-960	1427-2690	3300-5000	5150-5925
Band (MHz)	600, 700, 850, 900	1500, 1600, 1700, 1800, 1900, 2000, 2100, 2300, 2500, 2600	3300, 3500, 3600, 3700, 4500	5200, 5500, 5800
5GNR Bands	n5, n8 ,12, n20, n28, n71, n81, n82, n83,	n1, n2, n3, n7, n25, n34, n38, n39, n40, n41, n50, n51, n66, n70, n74, n75, n76, n80, n84, n86	n77, n78, n79	
4GLTE Bands	B5, B6, B8, B12, B13, B14, B17, B18, B19, B20, B26, B27, B28, B29, B44, B67, B68, B71, B85	B1, B2, B3, B4, B7, B9, B10, B11, B21, B23, B24, B25, B30, B32, B33, B34, B35, B36, B37, B38, B39, B40, B41, B45, B50, B51, B65, B66, B69, B70, B74, B75, B76	B22, B42, B43, B48, B49, B52	B46, B47, B252, B255
3GCELL Bands	B5, B6, B8, B12, B13, B14, B19, B20, B26	B1, B2, B3, B4, B7, B9, B10, B11, B21, B25, B32, B33, B34, B35, B36, B37, B38, B39, B40	B22	
2GCELL Bands	710, 750, 810T, 850, 900P, 900E, 900R	1800DCS, 1900PCS		
CDMACELL Bands	BC0, BC2, BC3, BC7, BC9, BC10, BC12, BC18, BC19	BC1, BC4, BC6, BC8, BC13, BC14, BC15, BC16, BC20, BC21		
Return Loss (dB)	~-14.2	~-15.4	~-18.3	~-9.2
VSWR	~1.6:1	~1.6:1	~1.3:1	~2.1:1
Efficiency (%)	~40.0	~45.7	~44.2	~36.8
Peak Gain (dBi)	~3.0	~5.0	~4.6	~5.0
Average Gain (dB)	~-4.1	~-3.4	~-3.6	~-4.4
Impendance (Ohm)	50			
Polarisation	Linear			
Radiation Pattern	Omni-Directional			
Max. Input Power (W)	25			
Connector Type	SMA-Male Standard (Other Connectors Available)			
Cable Length	100 cm cable max. (with jumper cable for any cable length)			
Cable Type	D302 Standard (Other Cables Available)			

Cable 2

Parameters	5GNR Antenna			
Technologies	5G, 4G, 3G and 2G			
Standards	5GNR/4GLTE/FirstNet/CBRS/LPWA/CAT-X/CAT-Mx/CAT-NBx/NB-IoT/3G/2G			
Frequency (MHz)	617-960	1427-2690	3300-5000	5150-5925
Band (MHz)	600, 700, 850, 900	1500, 1600, 1700, 1800, 1900, 2000, 2100, 2300, 2500, 2600	3300, 3500, 3600, 3700, 4500	5200, 5500, 5800
5GNR Bands	n5, n8 ,12, n20, n28, n71, n81, n82, n83,	n1, n2, n3, n7, n25, n34, n38, n39, n40, n41, n50, n51, n66, n70, n74, n75, n76, n80, n84, n86	n77, n78, n79	
4GLTE Bands	B5, B6, B8, B12, B13, B14, B17, B18, B19, B20, B26, B27, B28, B29, B44, B67, B68, B71, B85	B1, B2, B3, B4, B7, B9, B10, B11, B21, B23, B24, B25, B30, B32, B33, B34, B35, B36, B37, B38, B39, B40, B41, B45, B50, B51, B65, B66, B69, B70, B74, B75, B76	B22, B42, B43, B48, B49, B52	B46, B47, B252, B255
3GCELL Bands	B5, B6, B8, B12, B13, B14, B19, B20, B26	B1, B2, B3, B4, B7, B9, B10, B11, B21, B25, B32, B33, B34, B35, B36, B37, B38, B39, B40	B22	
2GCELL Bands	710, 750, 810T, 850, 900P, 900E, 900R	1800DCS, 1900PCS		
CDMACELL Bands	BC0, BC2, BC3, BC7, BC9, BC10, BC12, BC18, BC19	BC1, BC4, BC6, BC8, BC13, BC14, BC15, BC16, BC20, BC21		
Return Loss (dB)	~-12.8	~-15.3	~-18.5	~-10.8
VSWR	~1.9:1	~1.6:1	~1.4:1	~1.9:1
Efficiency (%)	~34.1	~48.2	~43.7	~37.8
Peak Gain (dBi)	~1.1	~4.8	~5.1	~5.0
Average Gain (dB)	~-4.8	~-3.2	~-3.6	~-4.3
Impendance (Ohm)	50			
Polarisation	Linear			
Radiation Pattern	Omni-Directional			
Max. Input Power (W)	25			
Connector Type	SMA-Male Standard (Other Connectors Available)			
Cable Length	100 cm cable max. (with jumper cable for any cable length)			
Cable Type	D302 Standard (Other Cables Available)			

Cable 3

Parameters	5GNR Antenna			
Technologies	5G, 4G, 3G and 2G			
Standards	5GNR/4GLTE/FirstNet/CBRS/LPWA/CAT-X/CAT-Mx/CAT-NBx/NB-IoT/3G/2G			
Frequency (MHz)	617-960	1427-2690	3300-5000	5150-5925
Band (MHz)	600, 700, 850, 900	1500, 1600, 1700, 1800, 1900, 2000, 2100, 2300, 2500, 2600	3300, 3500, 3600, 3700, 4500	5200, 5500, 5800
5GNR Bands	n5, n8 ,12, n20, n28, n71, n81, n82, n83,	n1, n2, n3, n7, n25, n34, n38, n39, n40, n41, n50, n51, n66, n70, n74, n75, n76, n80, n84, n86	n77, n78, n79	
4GLTE Bands	B5, B6, B8, B12, B13, B14, B17, B18, B19, B20, B26, B27, B28, B29, B44, B67, B68, B71, B85	B1, B2, B3, B4, B7, B9, B10, B11, B21, B23, B24, B25, B30, B32, B33, B34, B35, B36, B37, B38, B39, B40, B41, B45, B50, B51, B65, B66, B69, B70, B74, B75, B76	B22, B42, B43, B48, B49, B52	B46, B47, B252, B255
3GCELL Bands	B5, B6, B8, B12, B13, B14, B19, B20, B26	B1, B2, B3, B4, B7, B9, B10, B11, B21, B25, B32, B33, B34, B35, B36, B37, B38, B39, B40	B22	
2GCELL Bands	710, 750, 810T, 850, 900P, 900E, 900R	1800DCS, 1900PCS		
CDMACELL Bands	BC0, BC2, BC3, BC7, BC9, BC10, BC12, BC18, BC19	BC1, BC4, BC6, BC8, BC13, BC14, BC15, BC16, BC20, BC21		
Return Loss (dB)	~-12.7	~-14.6	~-19.7	~-13.5
VSWR	~1.9:1	~1.6:1	~1.3:1	~1.6:1
Efficiency (%)	~36.4	~45.6	~41.2	~38.7
Peak Gain (dBi)	~3.0	~4.9	~4.5	~4.8
Average Gain (dB)	~-4.4	~-3.5	~-3.9	~-4.1
Impendance (Ohm)	50			
Polarisation	Linear			
Radiation Pattern	Omni-Directional			
Max. Input Power (W)	25			
Connector Type	SMA-Male Standard (Other Connectors Available)			
Cable Length	100 cm cable max. (with jumper cable for any cable length)			
Cable Type	D302 Standard (Other Cables Available)			

Cable 4

Parameters	5GNR Antenna			
Technologies	5G, 4G, 3G and 2G			
Standards	5GNR/4GLTE/FirstNet/CBRS/LPWA/CAT-X/CAT-Mx/CAT-NBx/NB-IoT/3G/2G			
Frequency (MHz)	617-960	1427-2690	3300-5000	5150-5925
Band (MHz)	600, 700, 850, 900	1500, 1600, 1700, 1800, 1900, 2000, 2100, 2300, 2500, 2600	3300, 3500, 3600, 3700, 4500	5200, 5500, 5800
5GNR Bands	n5, n8 ,12, n20, n28, n71, n81, n82, n83,	n1, n2, n3, n7, n25, n34, n38, n39, n40, n41, n50, n51, n66, n70, n74, n75, n76, n80, n84, n86	n77, n78, n79	
4GLTE Bands	B5, B6, B8, B12, B13, B14, B17, B18, B19, B20, B26, B27, B28, B29, B44, B67, B68, B71, B85	B1, B2, B3, B4, B7, B9, B10, B11, B21, B23, B24, B25, B30, B32, B33, B34, B35, B36, B37, B38, B39, B40, B41, B45, B50, B51, B65, B66, B69, B70, B74, B75, B76	B22, B42, B43, B48, B49, B52	B46, B47, B252, B255
3GCELL Bands	B5, B6, B8, B12, B13, B14, B19, B20, B26	B1, B2, B3, B4, B7, B9, B10, B11, B21, B25, B32, B33, B34, B35, B36, B37, B38, B39, B40	B22	
2GCELL Bands	710, 750, 810T, 850, 900P, 900E, 900R	1800DCS, 1900PCS		
CDMACELL Bands	BC0, BC2, BC3, BC7, BC9, BC10, BC12, BC18, BC19	BC1, BC4, BC6, BC8, BC13, BC14, BC15, BC16, BC20, BC21		
Return Loss (dB)	~-11.8	~-15.4	~-20.5	~-12.8
VSWR	~1.9:1	~1.5:1	~1.3:1	~1.6:1
Efficiency (%)	~35.8	~55.4	~51.0	~44.6
Peak Gain (dBi)	~2.3	~5.1	~5.2	~5.0
Average Gain (dB)	~-4.5	~-2.6	~-2.9	~-3.5
Impendance (Ohm)	50			
Polarisation	Linear			
Radiation Pattern	Omni-Directional			
Max. Input Power (W)	25			
Connector Type	SMA-Male Standard (Other Connectors Available)			
Cable Length	100 cm cable max. (with jumper cable for any cable length)			
Cable Type	D302 Standard (Other Cables Available)			

Antenna Measurement Conditions:

Mounted on Metal Plate of 30 x 30 cm

100 cm of Cable D302

Measured in Certified CTIA 3D Anechoic Chamber

Cable 5

Parameters	2.4/5.0/6.0 GHz ISM Antenna		
Standards	WiFi, BT, ZigBee, ISM, Sigfox, LoRa		
Band (MHz)	2.4GHz	5.0 GHz	6.0GHz
Frequency (MHz)	2410-2490	4920-5925	5925-7125
Return Loss (dB)	~-13.9	~-23.7	~-14.1
VSWR	~1.5:1	~1.2:1	~1.5:1
Efficiency (%)	~55.6	~51.9	~37.5
Peak Gain (dBi)	~4.3	~6.7	~6.3
Average Gain (dB)	~-2.6	~-2.8	~-3.2
Impendance (Ohm)	50		
Polarisation	Linear		
Radiation Pattern	Omni-Directional		
Max. Input Power (W)	25		
Connector Type	SMA-Male-RP Standard (Other Connectors Available)		
Cable Length	100 cm cable max. (with jumper cable for any cable length)		
Cable Type	D302 Standard (Other Cables Available)		

Cable 6

Parameters	2.4/5.0/6.0 GHz ISM Antenna		
Standards	WiFi, BT, ZigBee, ISM, Sigfox, LoRa		
Band (MHz)	2.4 GHz	5.0 GHz	6.0 GHz
Frequency (MHz)	2410-2490	4920-5925	5925-7125
Return Loss (dB)	~-14.9	~-21.6	~-14.1
VSWR	~1.5:1	~1.2:1	~1.6:1
Efficiency (%)	~50.0	~49.7	~41.1
Peak Gain (dBi)	~4.1	~6.8	~6.1
Average Gain (dB)	~-3.0	~-3.0	~-2.8
Impendance (Ohm)	50		
Polarisation	Linear		
Radiation Pattern	Omni-Directional		
Max. Input Power (W)	25		
Connector Type	SMA-Male-RP Standard (Other Connectors Available)		
Cable Length	100 cm cable max. (with jumper cable for any cable length)		
Cable Type	D302 Standard (Other Cables Available)		

Cable 7

Parameters	2.4/5.0/6.0 GHz ISM Antenna		
Standards	WiFi, BT, ZigBee, ISM, Sigfox, LoRa		
Band (MHz)	2.4GHz	5.0 GHz	6.0GHz
Frequency (MHz)	2410-2490	4920-5925	5925-7125
Return Loss (dB)	~-14.1	~-22.4	~-14.2
VSWR	~1.5:1	~1.2:1	~1.6:1
Efficiency (%)	~58.0	~49.7	~36.5
Peak Gain (dBi)	~4.4	~6.7	~5.6
Average Gain (dB)	~-2.4	~-3.0	~-3.3
Impendance (Ohm)	50		
Polarisation	Linear		
Radiation Pattern	Omni-Directional		
Max. Input Power (W)	25		
Connector Type	SMA-Male-RP Standard (Other Connectors Available)		
Cable Length	100 cm cable max. (with jumper cable for any cable length)		
Cable Type	D302 Standard (Other Cables Available)		

Cable 8

Parameters	2.4/5.0/6.0 GHz ISM Antenna		
Standards	WiFi, BT, ZigBee, ISM, Sigfox, LoRa		
Band (MHz)	2.4 GHz	5.0 GHz	6.0 GHz
Frequency (MHz)	2410-2490	4920-5925	5925-7125
Return Loss (dB)	~-13.3	~-18.5	~-15.2
VSWR	~1.6:1	~1.3:1	~1.5:1
Efficiency (%)	~52.2	~44.0	~33.8
Peak Gain (dBi)	~4.2	~8.0	~6.6
Average Gain (dB)	~-2.8	~-3.6	~-3.6
Impendance (Ohm)	50		
Polarisation	Linear		
Radiation Pattern	Omni-Directional		
Max. Input Power (W)	25		
Connector Type	SMA-Male-RP Standard (Other Connectors Available)		
Cable Length	100 cm cable max. (with jumper cable for any cable length)		
Cable Type	D302 Standard (Other Cables Available)		

Antenna Measurement Conditions:

Mounted on Metal Plate of 30 x 30 cm

100 cm of Cable D302

Measured in Certified CTIA 3D Anechoic Chamber

Cable 9

Parameters	GPS/GLONASS/BeiDou Antenna		
Standards	BeiDou	GPS/QZSS/Galileo	GLONASS
Bands (MHz)	1561	1575	1602
Frequency (MHz)	1561.098	1575.42	1598-1606
Passive Gain (dBi)	~4.2	~4.5	~5.0
Impedance (Ohms)	50		
Radiation Pattern	Hemispherical		
Voltage Range (V)	1.5 - 3.6		
Active Gain (dB)	28 @ 2.7 V		
Noise Figure (dB)	1.8 @ 2.7 V		
Current Consumption (mA)	9 @ 2.7 V		
Power Consumption (mW)	24.3 @ 2.7 V		
Saw Filter Type	Pre-Filter		
Out of Band Rejection (dB)	~43		
ESD Protection (kV)	6		
Connector Type	SMA-Male Standard (Other Connectors Available)		
Cable Length	100 cm cable max. (with jumper cable for any cable length)		
Cable Type	LL100 Standard (Other Cables Available)		

2. Mechanical and environmental specifications

Specifications	2J6B86JBCFf-B16J
Mounting Type	Pole Mount / Screw Mount
Dimensions (mm)	199 × 167 × 123 mm for Pole mount / 199 × 167 × 53 mm for Screw Mount
Tighten Torque (Nm)	0.5 Nm for Pole Mount / 6 Nm for Screw Mount
Radome Type	ASA
Radome color	Black, White
Operating Temperature (C)	-40 to +85
Storage Temperature (C)	-40 to +85
Substance Compliance	RoHS
Certificates	IP67, IP69

3. Antenna parameters

Cable 1: 5GNR

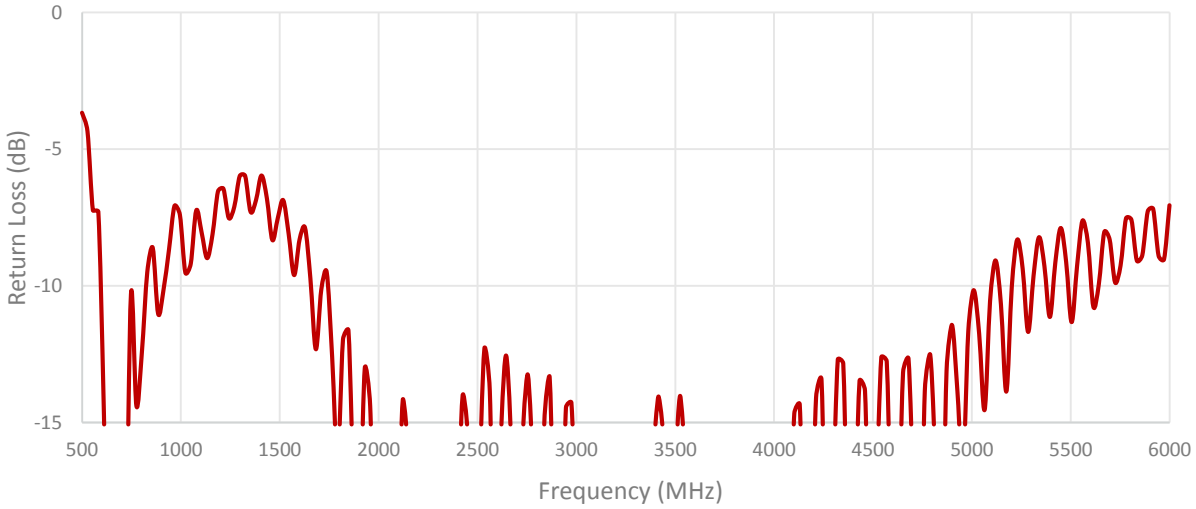

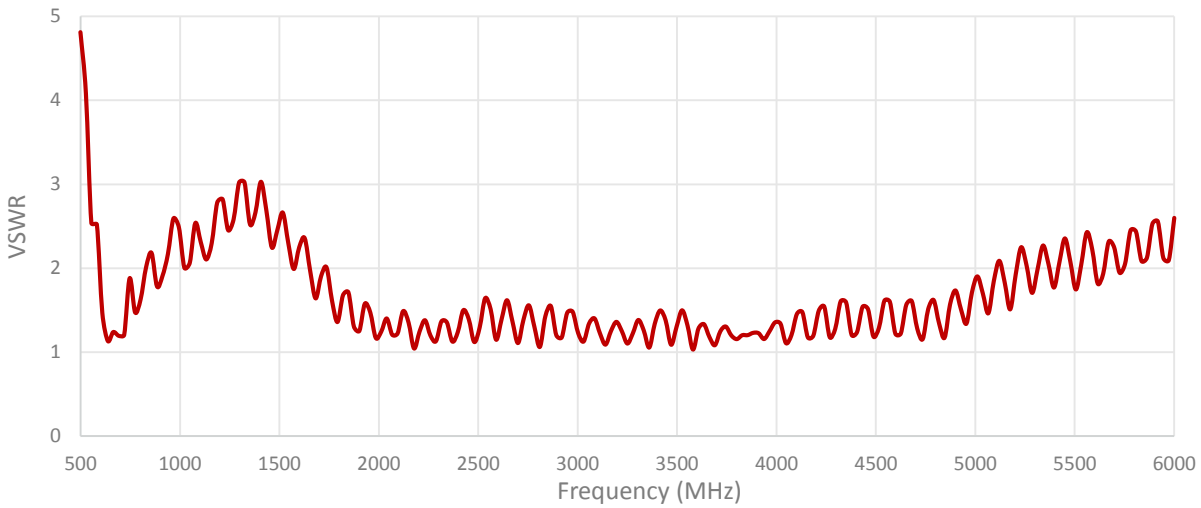

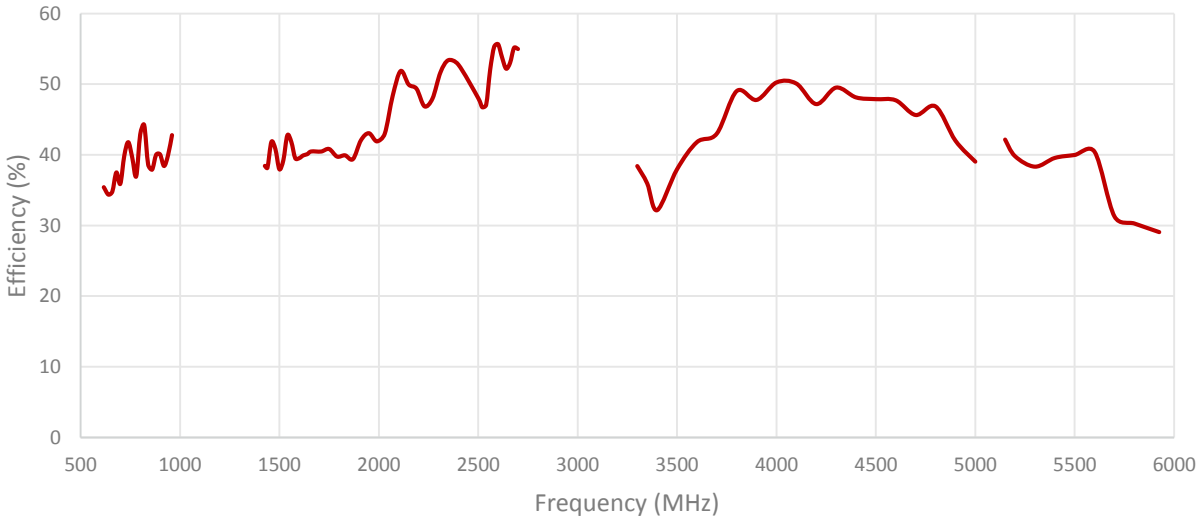
Efficiency (%)
60
50
40
30
20
10
0
500
1000
1500
2000
2500
3000
3500
4000
4500
5000
5500
6000
Frequency (MHz)

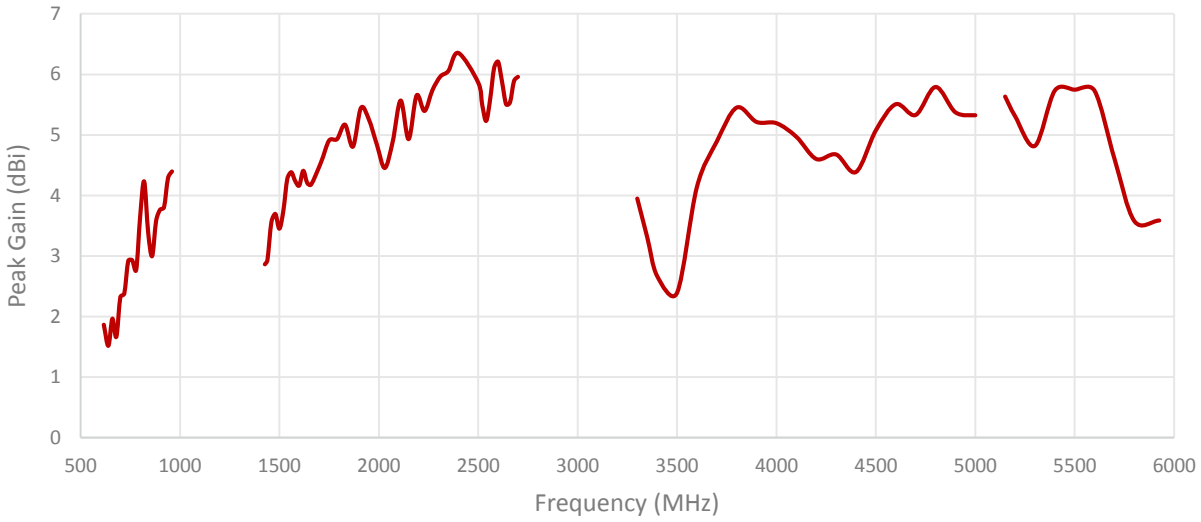
Peak Gain (dBi)
7
6
5
4
3
2
1
0
500
1000
1500
2000
2500
3000
3500
4000
4500
5000
5500
6000
Frequency (MHz)

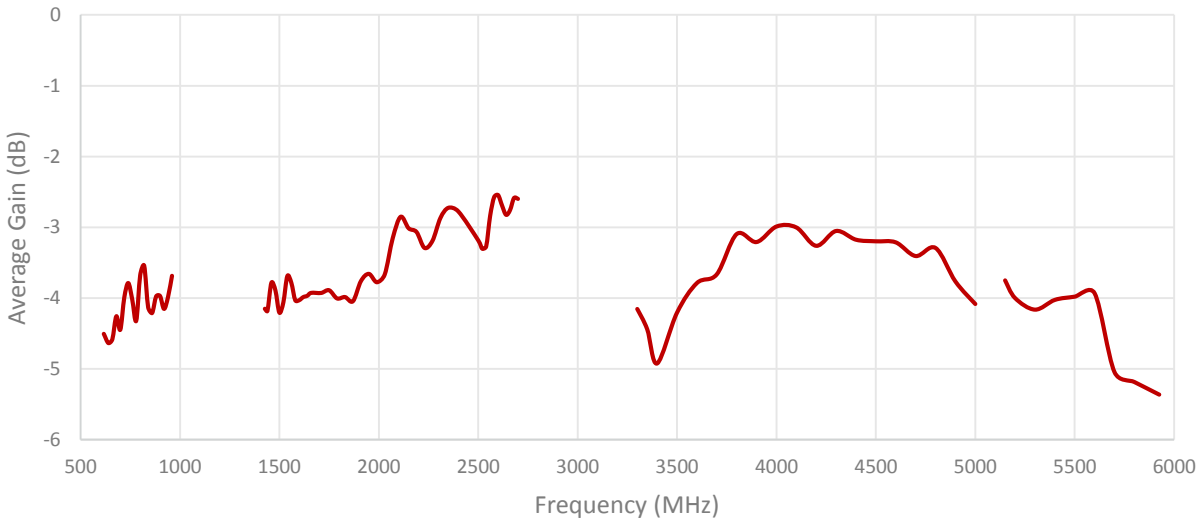
Average Gain (dB)
0
-1
-2
-3
-4
-5
-6
500
1000
1500
2000
2500
3000
3500
4000
4500
5000
5500
6000
Frequency (MHz)

Cable 2: 5GNR

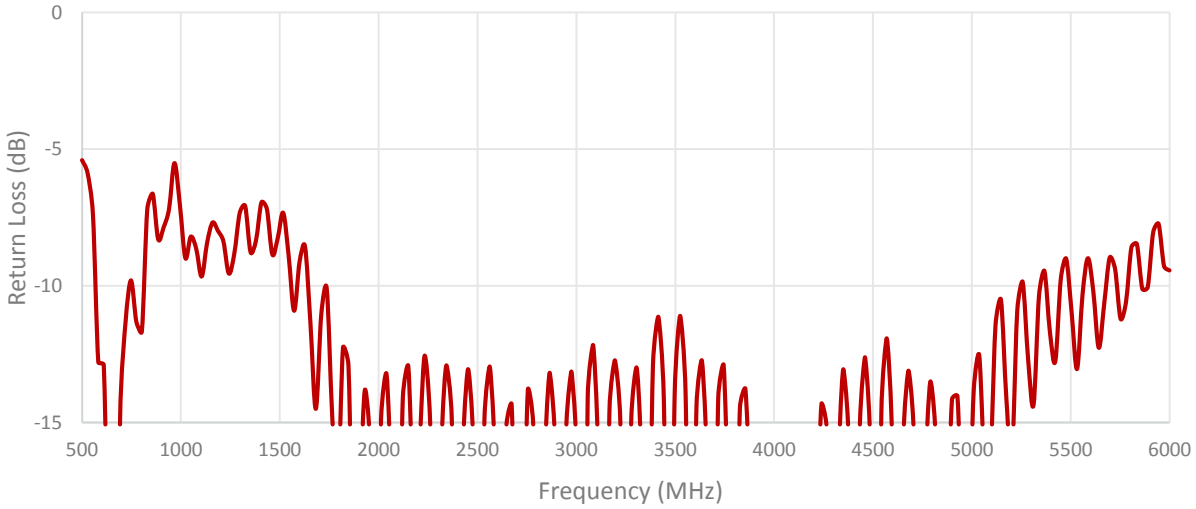
0
-5
-10
-15
Return Loss (dB)
500
1000
1500
2000
2500
3000
3500
4000
4500
5000
5500
6000
Frequency (MHz)

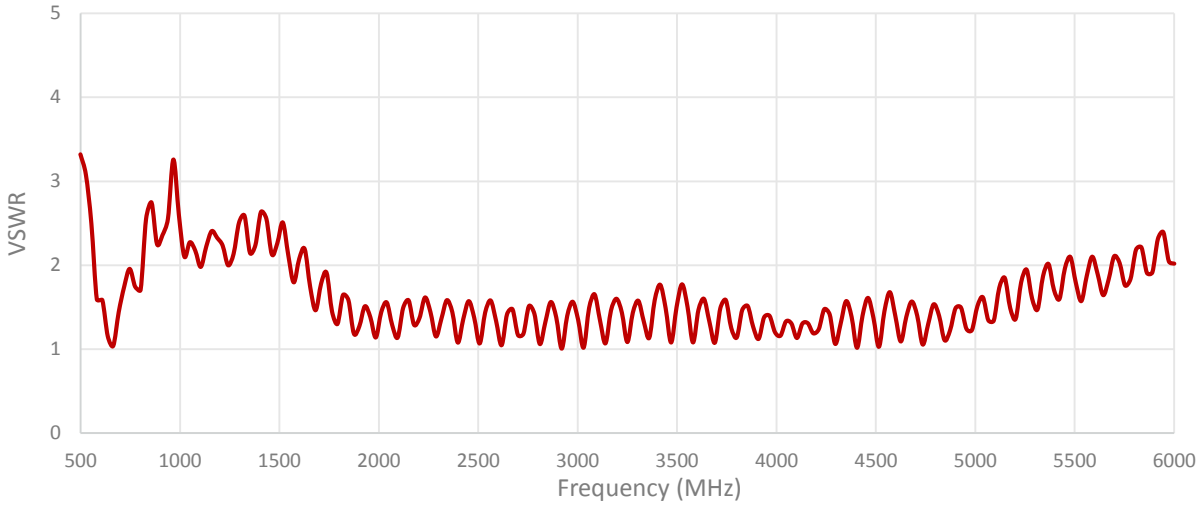
5
4
3
2
1
0
VSWR
500
1000
1500
2000
2500
3000
3500
4000
4500
5000
5500
6000
Frequency (MHz)

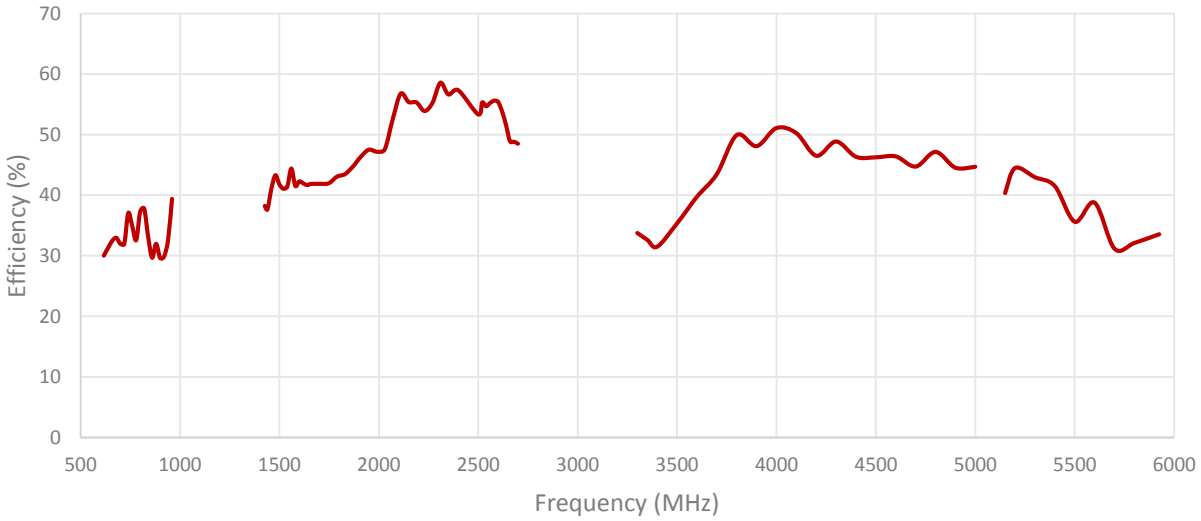
Efficiency (%)
70
60
50
40
30
20
10
0
500
1000
1500
2000
2500
3000
3500
4000
4500
5000
5500
6000
Frequency (MHz)

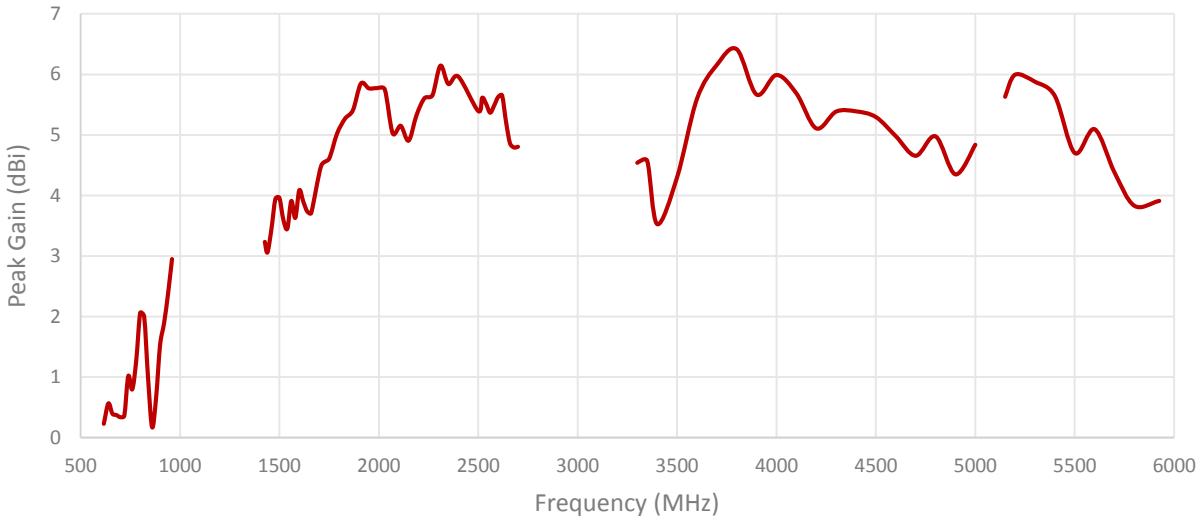
Peak Gain (dBi)
7
6
5
4
3
2
1
0
500
1000
1500
2000
2500
3000
3500
4000
4500
5000
5500
6000
Frequency (MHz)

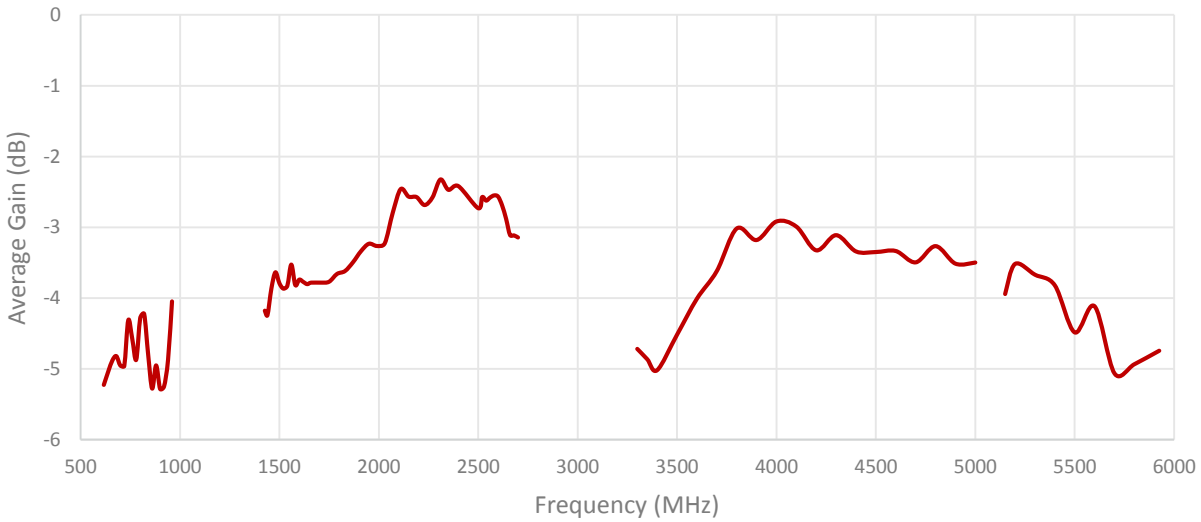
Average Gain (dB)
0
-1
-2
-3
-4
-5
-6
500
1000
1500
2000
2500
3000
3500
4000
4500
5000
5500
6000
Frequency (MHz)

Cable 3: 5GNR

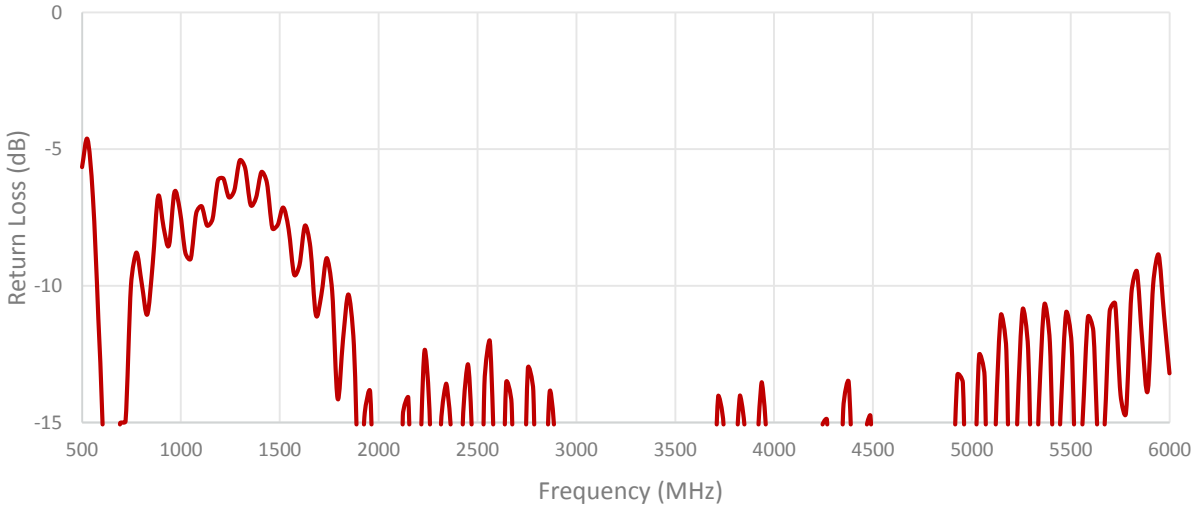
0
-5
-10
-15
Return Loss (dB)
500
1000
1500
2000
2500
3000
3500
4000
4500
5000
5500
6000
Frequency (MHz)

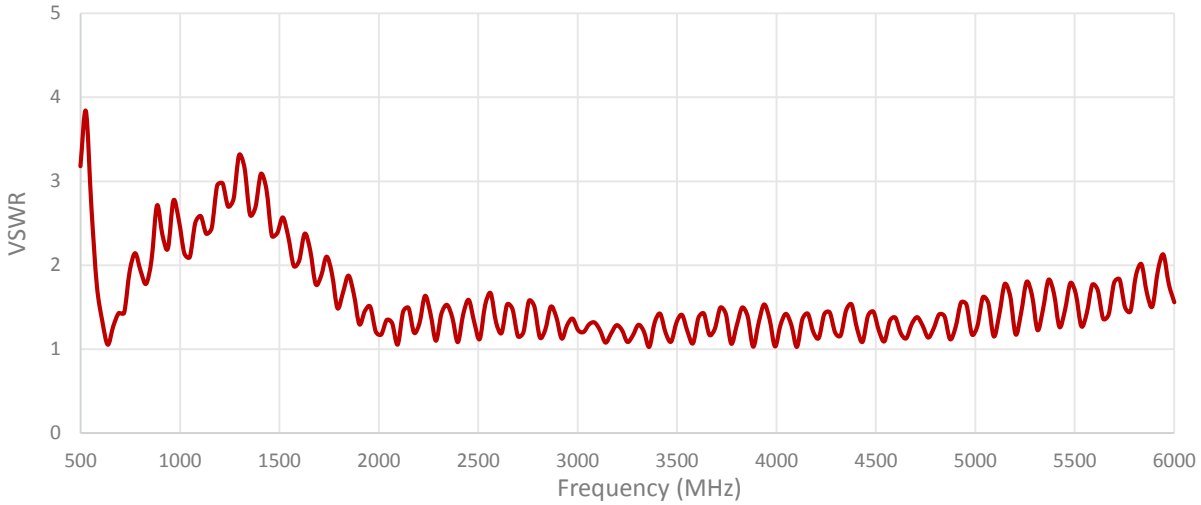
5
4
3
2
1
0
VSWR
500
1000
1500
2000
2500
3000
3500
4000
4500
5000
5500
6000
Frequency (MHz)

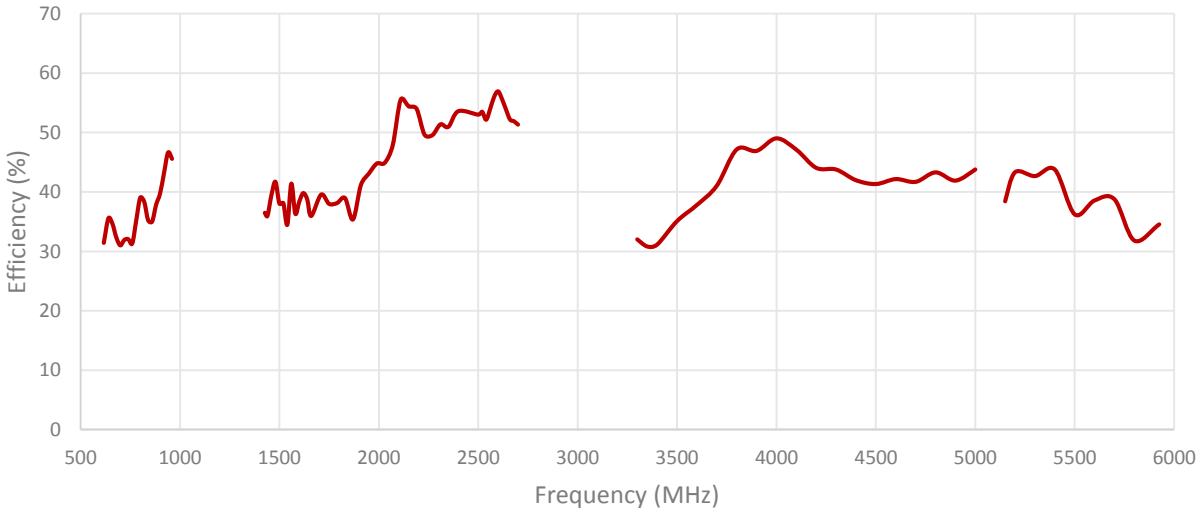
Efficiency (%)
70
60
50
40
30
20
10
0
500
1000
1500
2000
2500
3000
3500
4000
4500
5000
5500
6000
Frequency (MHz)

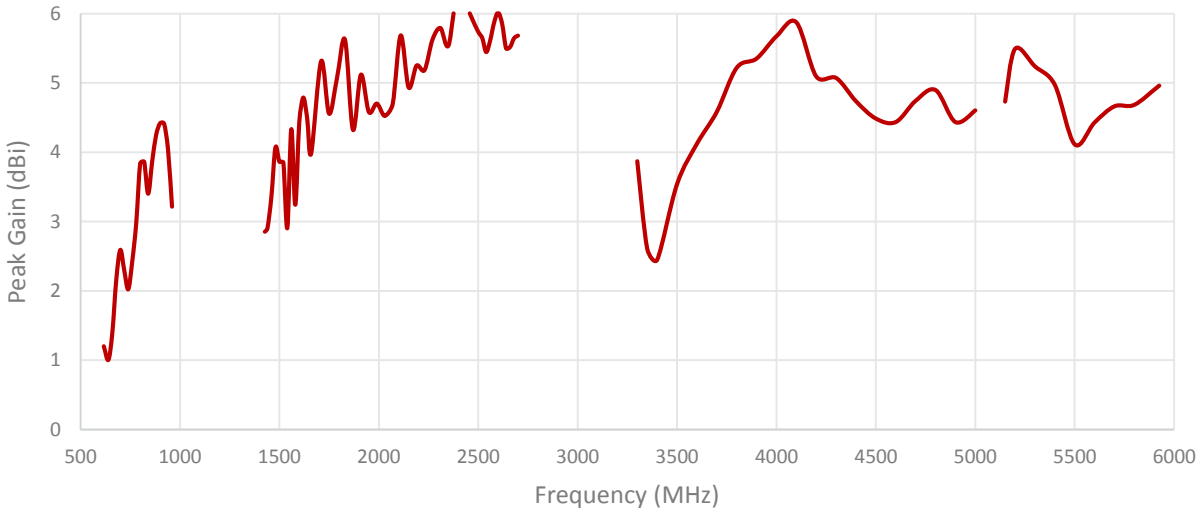
Peak Gain (dBi)
6
5
4
3
2
1
0
500
1000
1500
2000
2500
3000
3500
4000
4500
5000
5500
6000
Frequency (MHz)

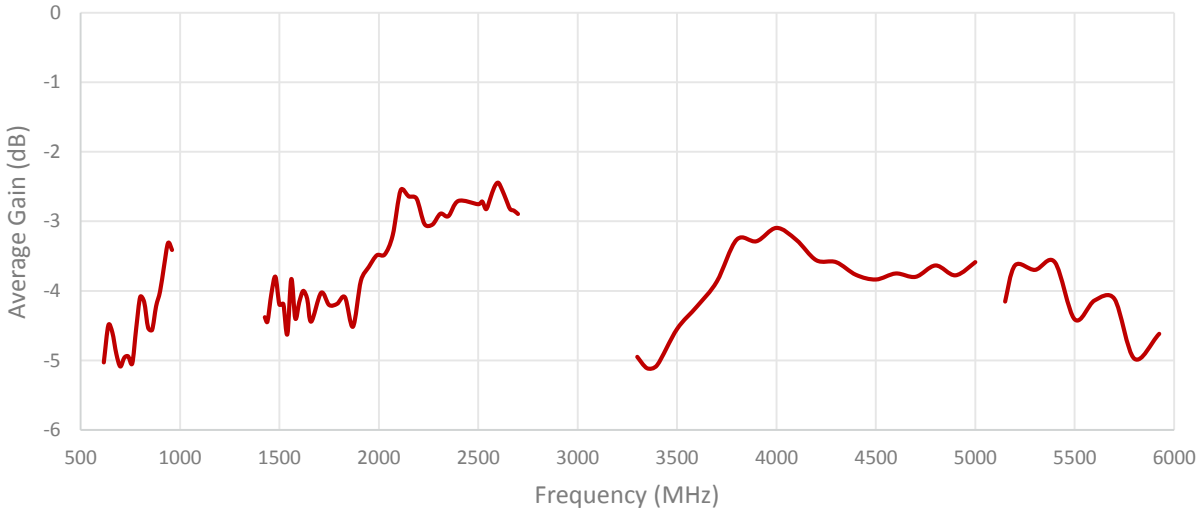
Average Gain (dB)
0
-1
-2
-3
-4
-5
-6
500
1000
1500
2000
2500
3000
3500
4000
4500
5000
5500
6000
Frequency (MHz)

Cable 4: 5GNR

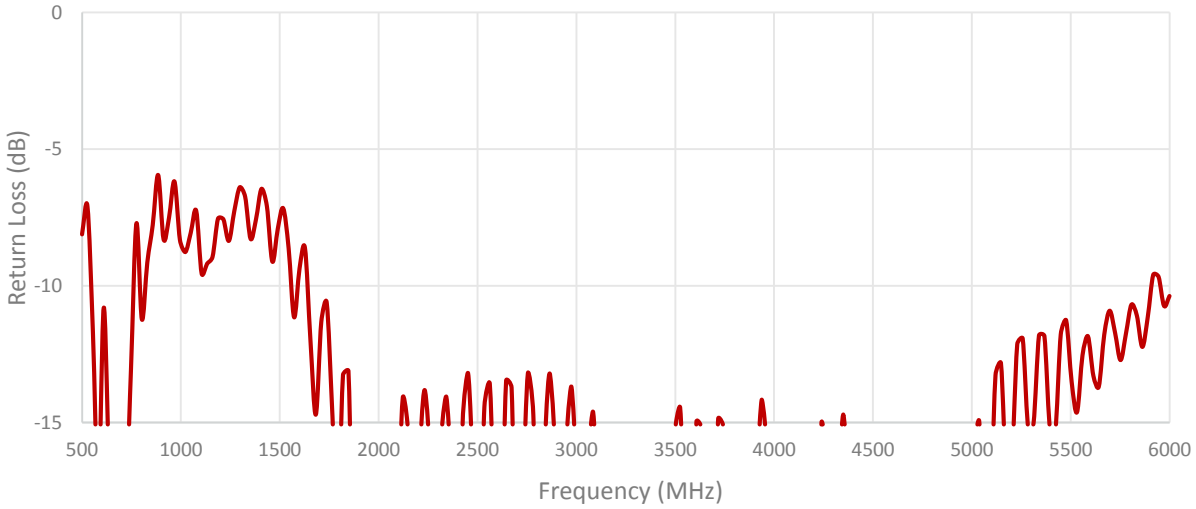
0
-5
-10
-15
Return Loss (dB)
500
1000
1500
2000
2500
3000
3500
4000
4500
5000
5500
6000
Frequency (MHz)

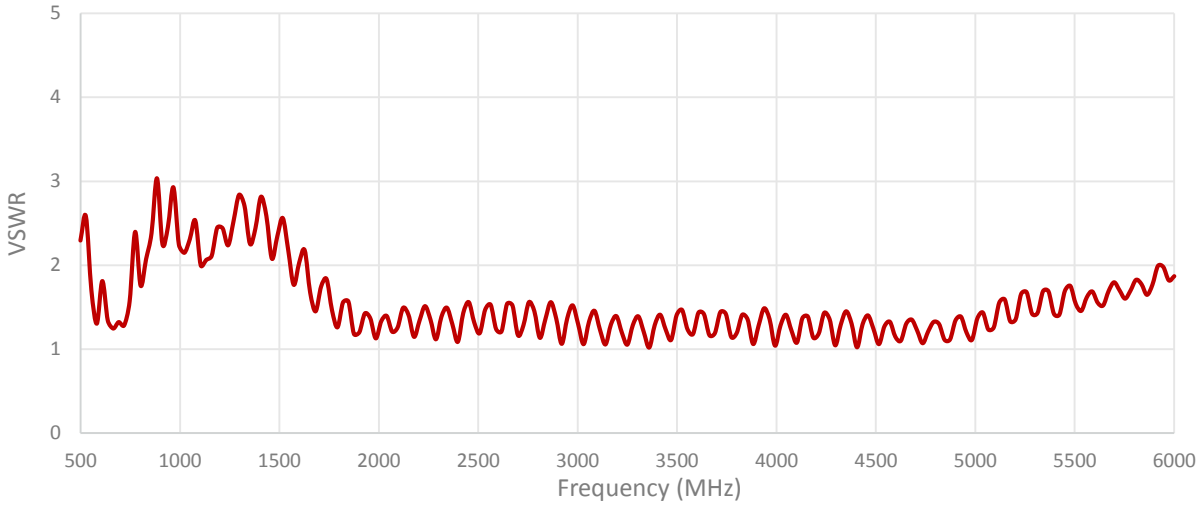
5
4
3
2
1
0
VSWR
500
1000
1500
2000
2500
3000
3500
4000
4500
5000
5500
6000
Frequency (MHz)

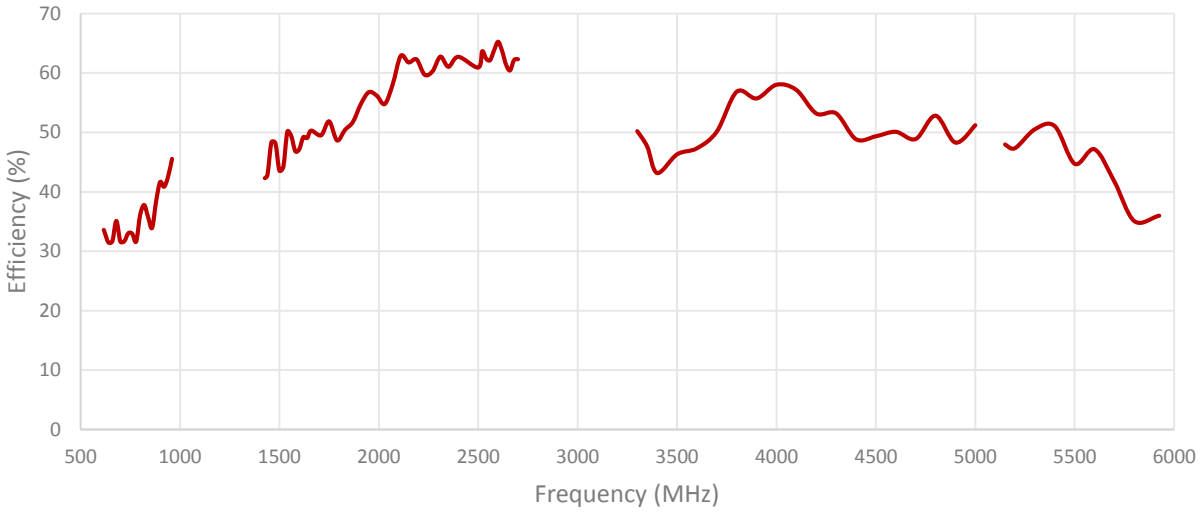
Efficiency (%)
70
60
50
40
30
20
10
0
500
1000
1500
2000
2500
3000
3500
4000
4500
5000
5500
6000
Frequency (MHz)

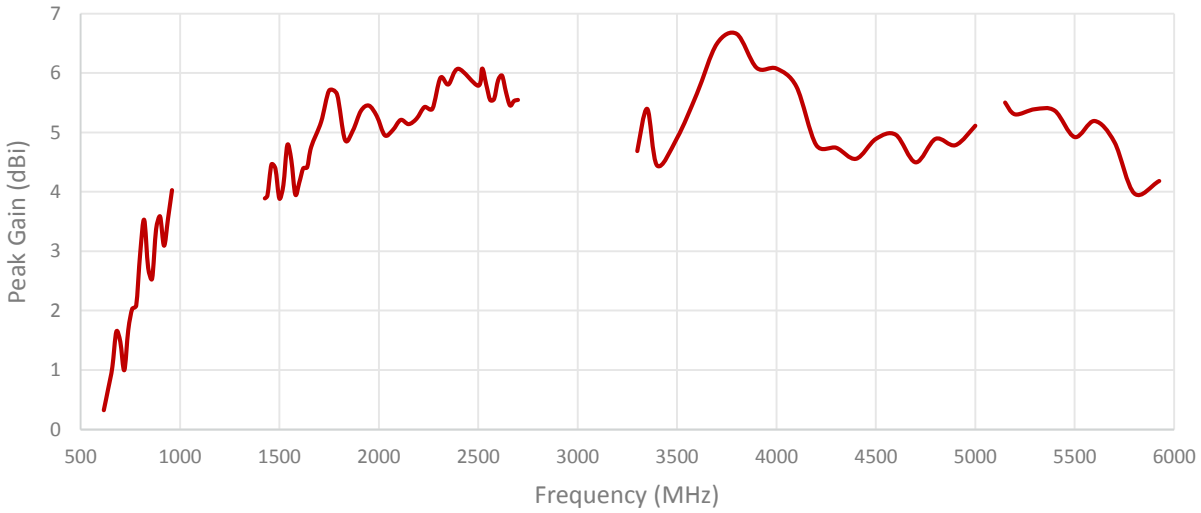
Peak Gain (dBi)
7
6
5
4
3
2
1
0
500
1000
1500
2000
2500
3000
3500
4000
4500
5000
5500
6000
Frequency (MHz)

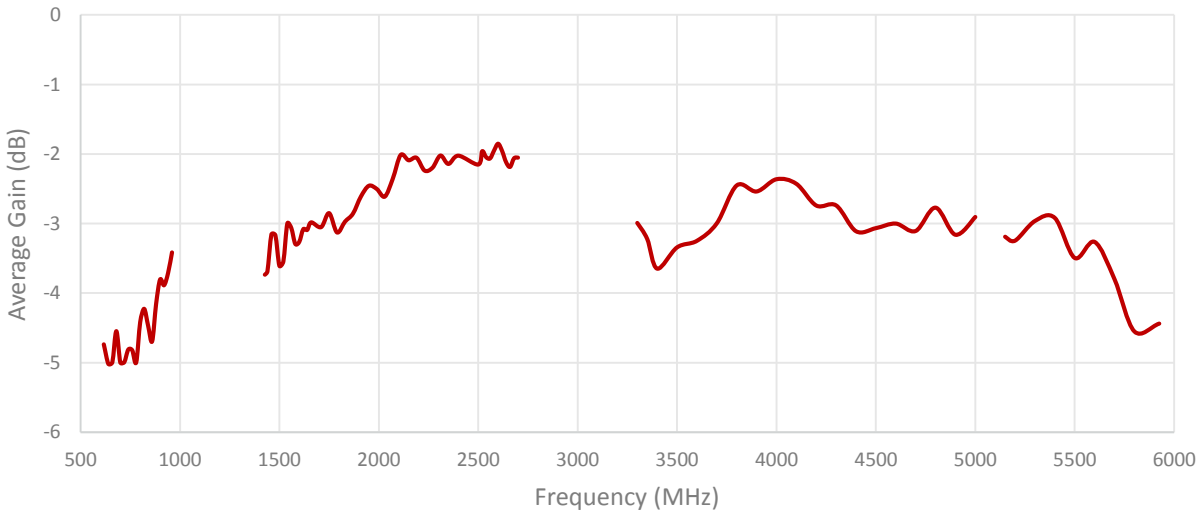
Average Gain (dB)
0
-1
-2
-3
-4
-5
-6
500
1000
1500
2000
2500
3000
3500
4000
4500
5000
5500
6000
Frequency (MHz)

ISOLATION FOR CABLES 1 AND 2

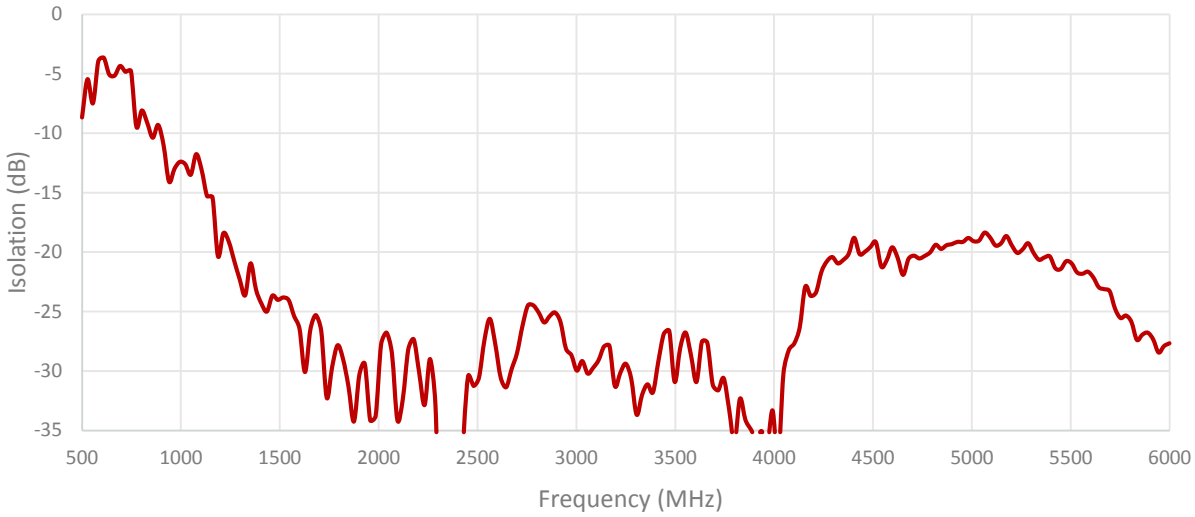

ENVELOPE CORRELATION COEFFICIENT FOR CABLES 1 AND 2

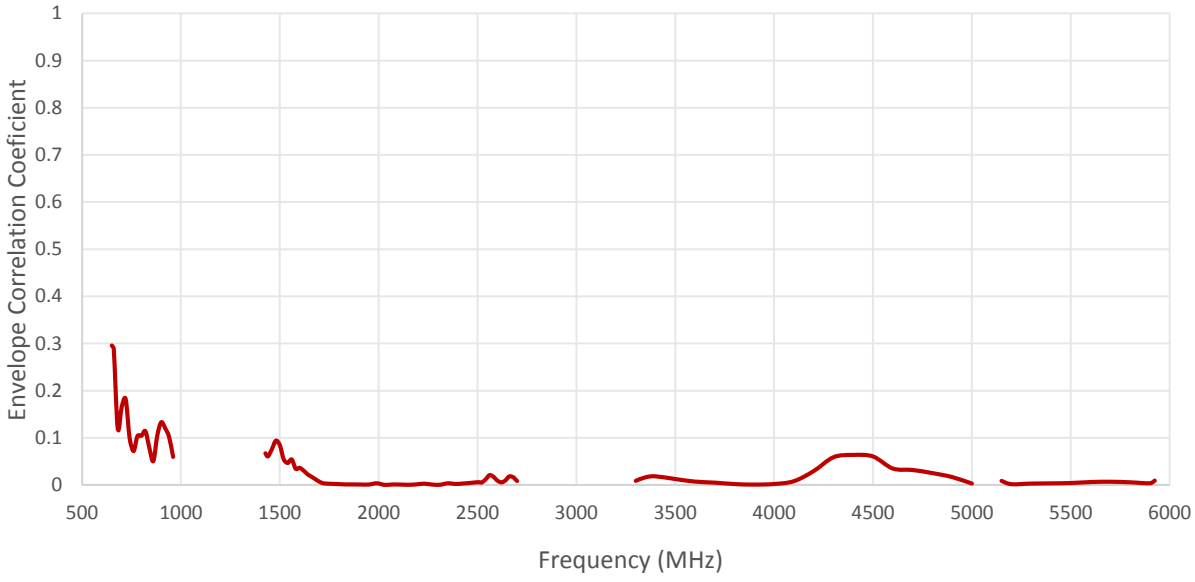

ISOLATION FOR CABLES 1 AND 3

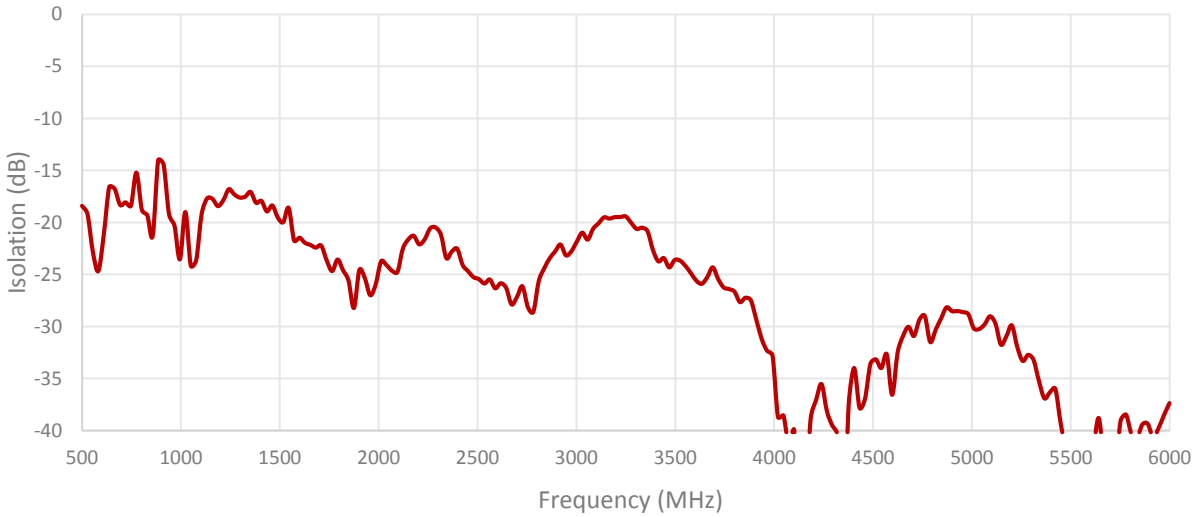

ENVELOPE CORRELATION COEFFICIENT FOR CABLES 1 AND 3

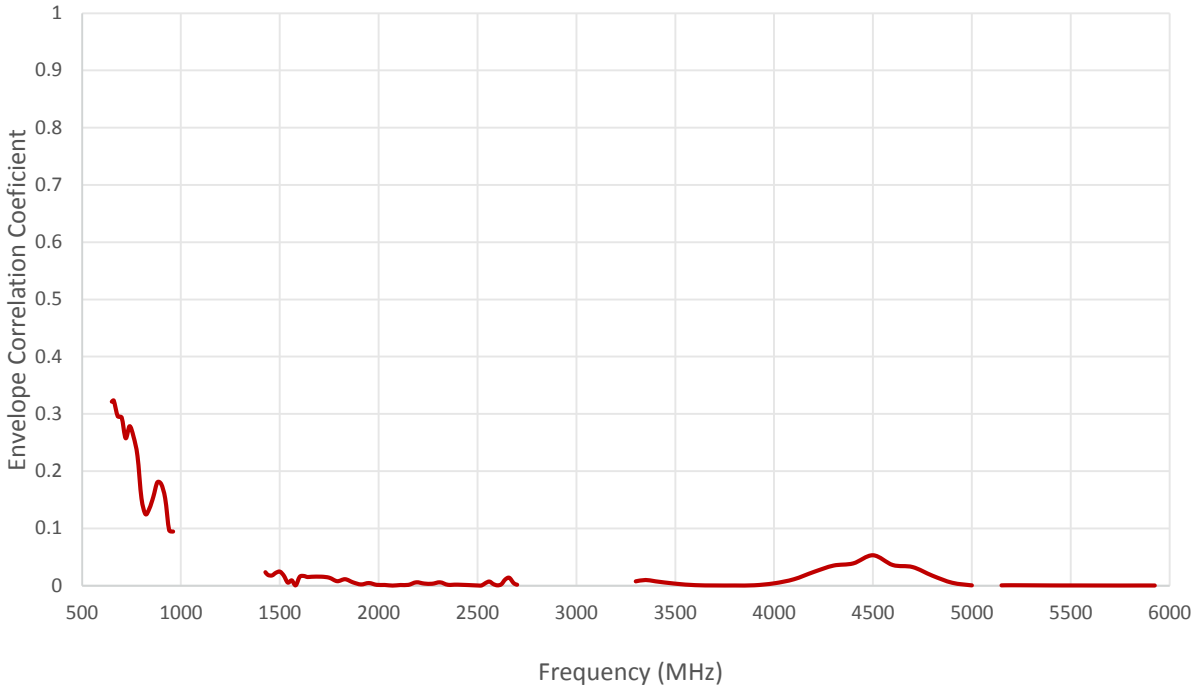

ISOLATION FOR CABLES 1 AND 4

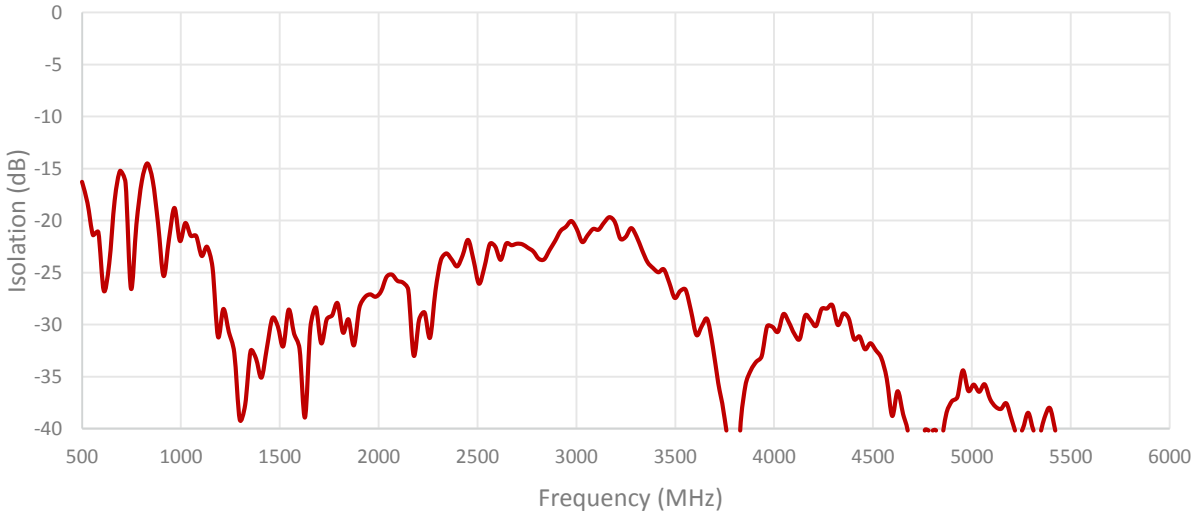

ENVELOPE CORRELATION COEFFICIENT FOR CABLES 1 AND 4

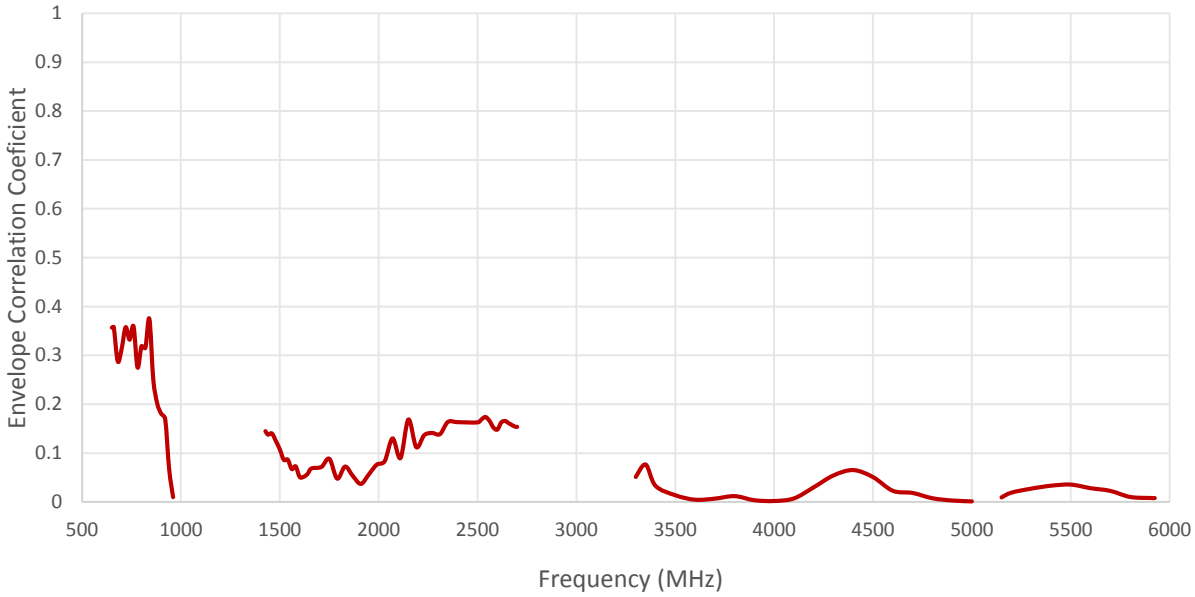

ISOLATION FOR CABLES 2 AND 3

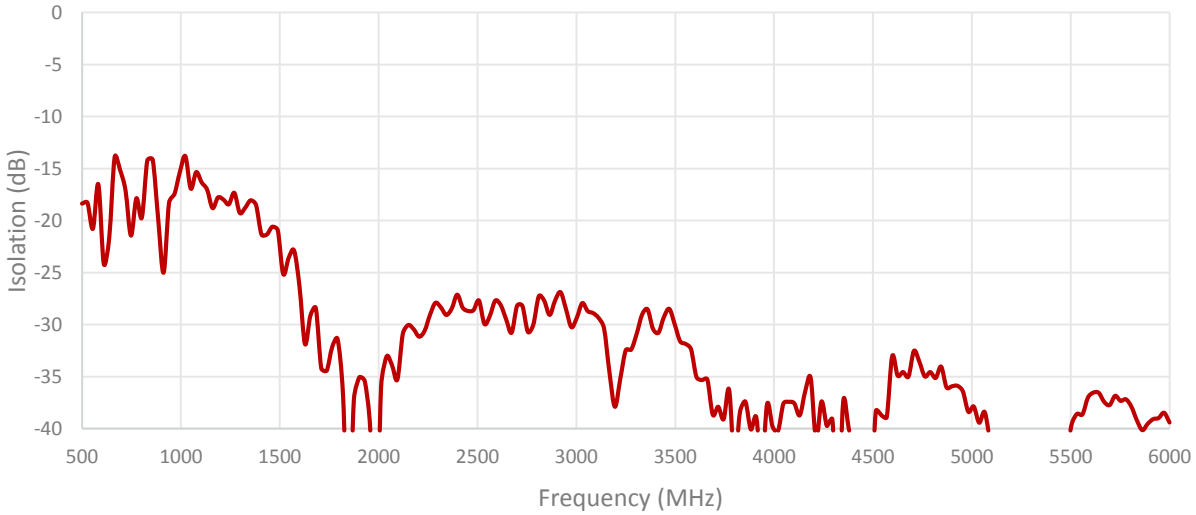

ENVELOPE CORRELATION COEFFICIENT FOR CABLES 2 AND 3

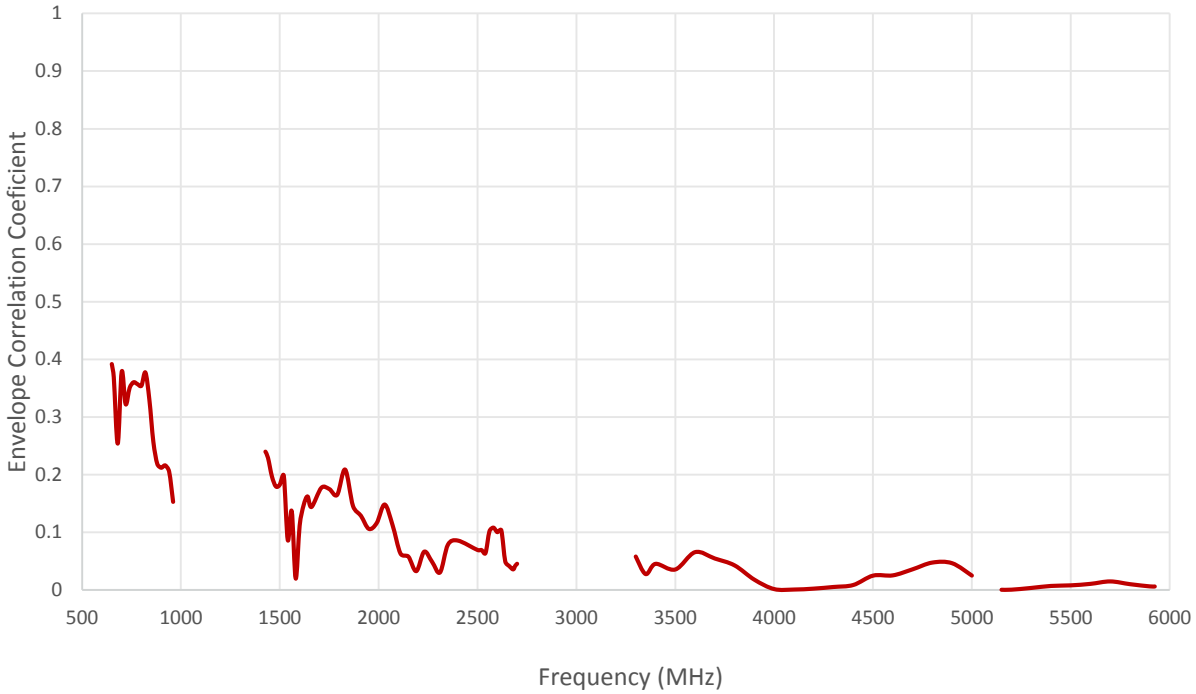

Cable 5: 2.4/5.0/6.0 GHz ISM

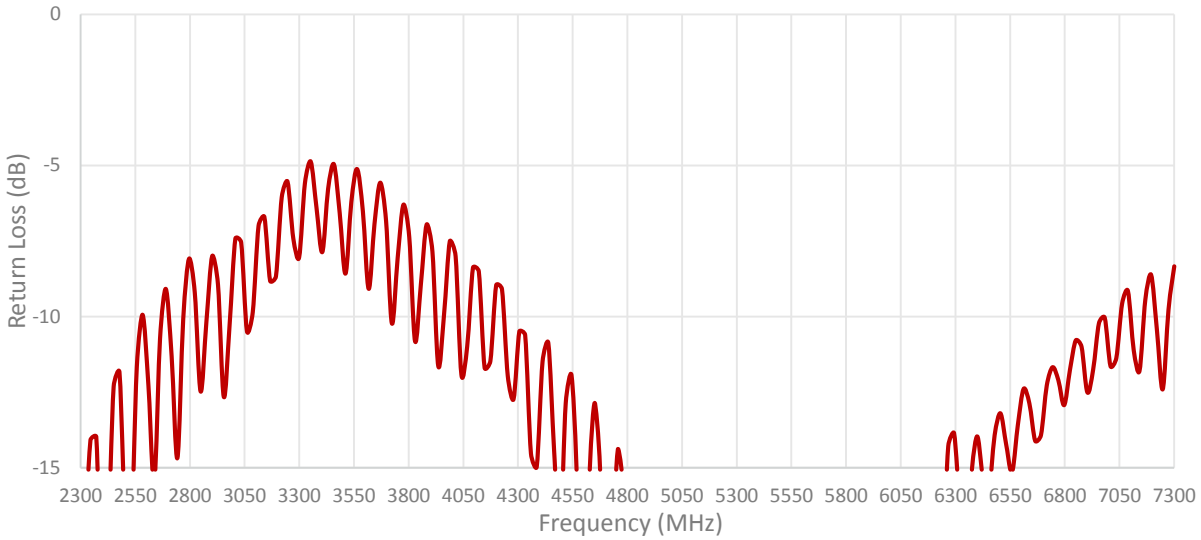

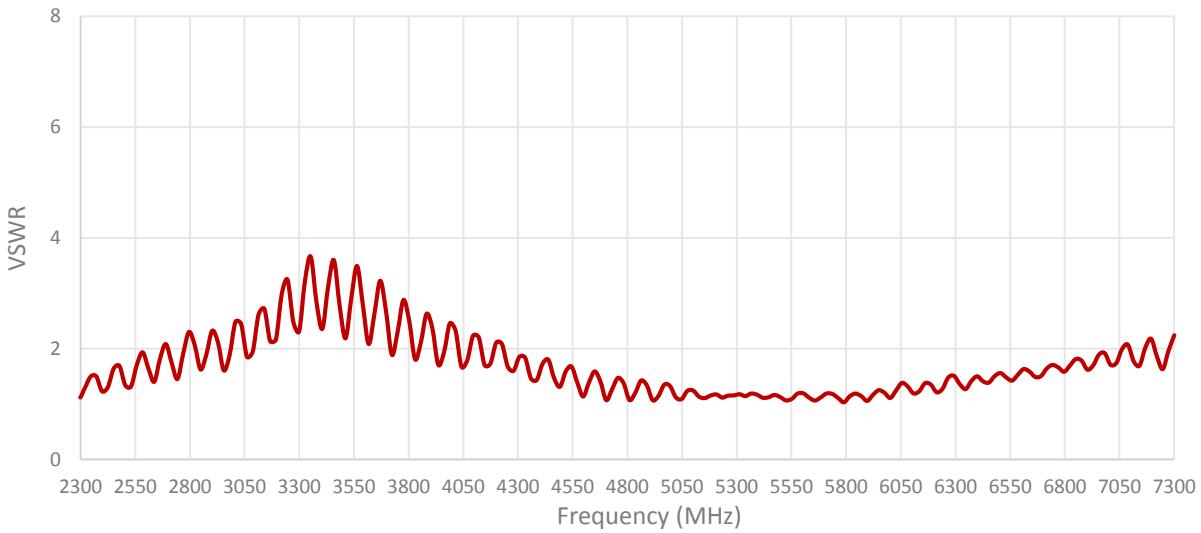

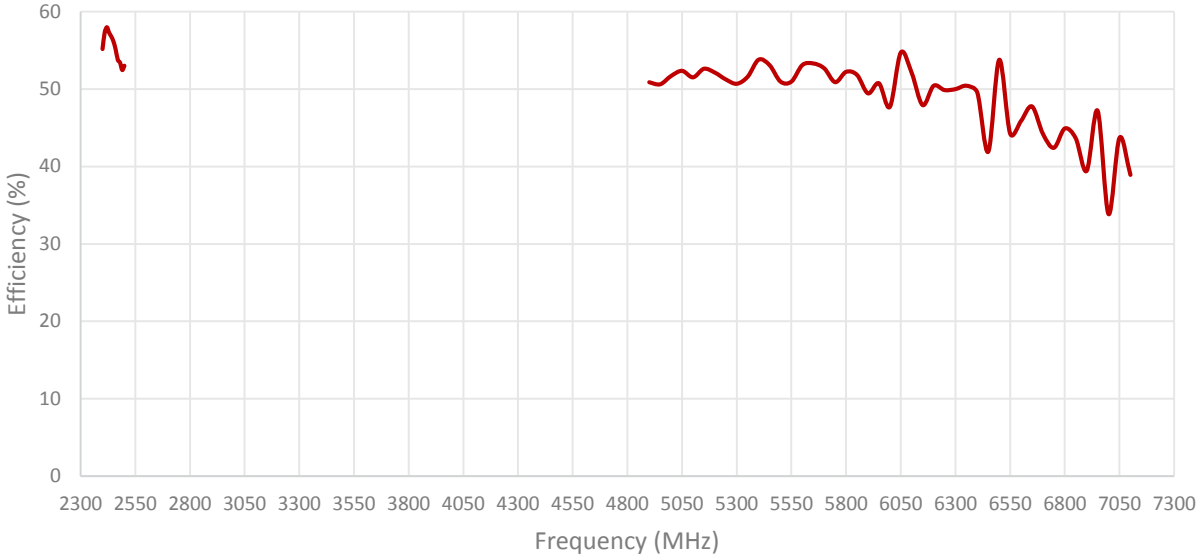
60
50
40
30
20
10
0
Efficiency (%)
2300 2550 2800 3050 3300 3550 3800 4050 4300 4550 4800 5050 5300 5550 5800 6050 6300 6550 6800 7050 7300
Frequency (MHz)

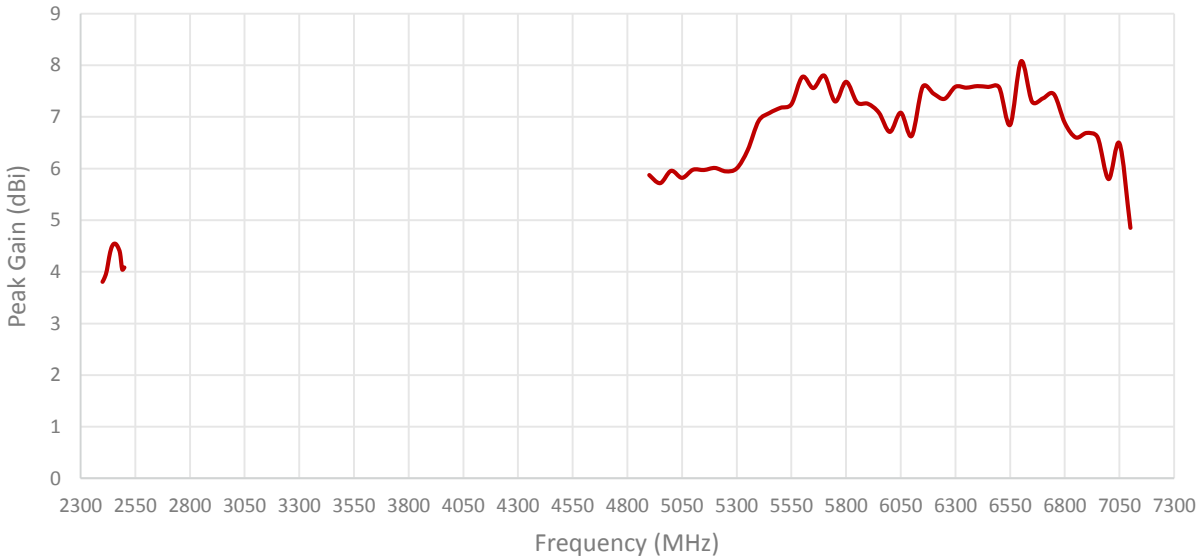
9
8
7
6
5
4
3
2
1
0
Peak Gain (dBi)
2300 2550 2800 3050 3300 3550 3800 4050 4300 4550 4800 5050 5300 5550 5800 6050 6300 6550 6800 7050 7300
Frequency (MHz)

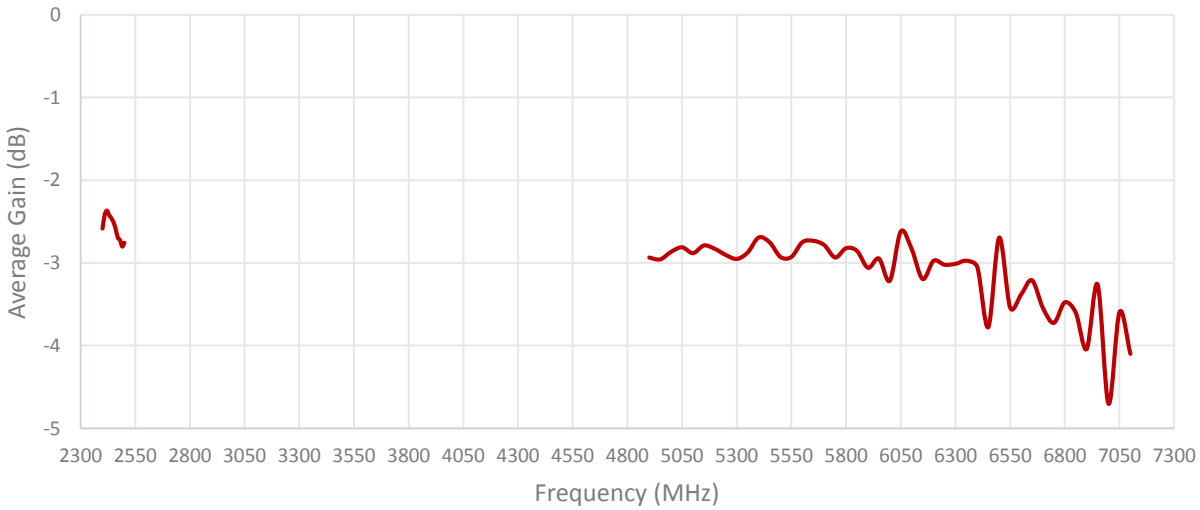
0
-1
-2
-3
-4
-5
Average Gain (dB)
2300 2550 2800 3050 3300 3550 3800 4050 4300 4550 4800 5050 5300 5550 5800 6050 6300 6550 6800 7050 7300
Frequency (MHz)

Cable 6: 2.4/5.0/6.0 GHz ISM

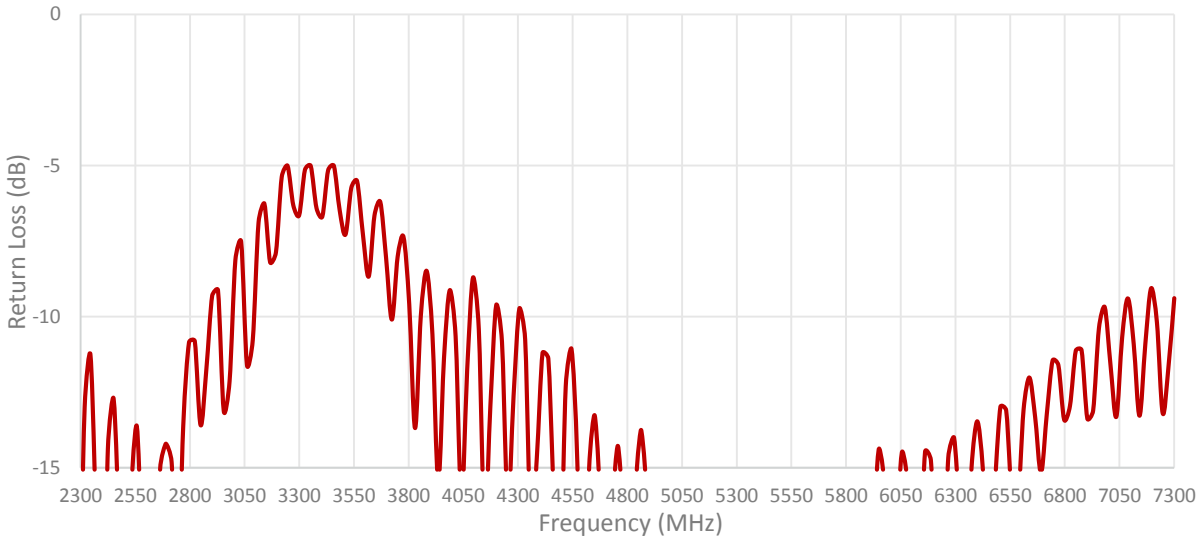

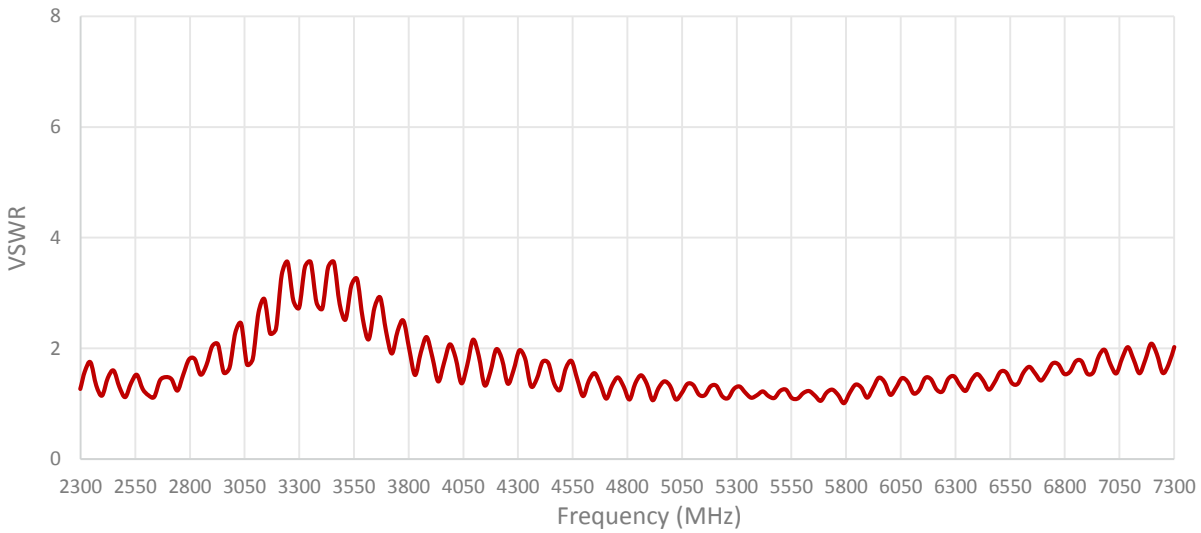

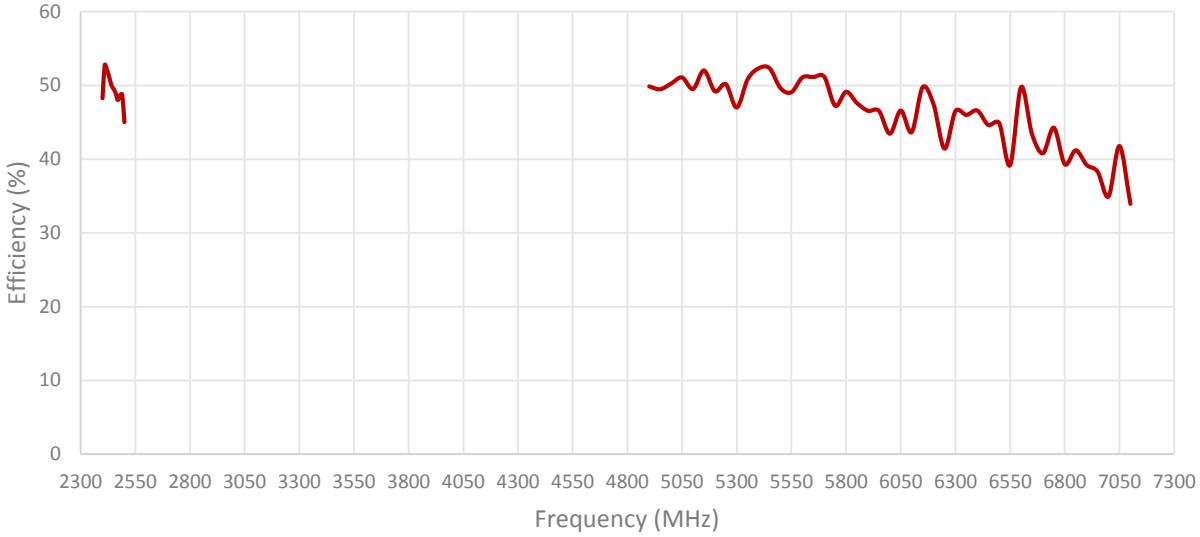
Efficiency (%)
60
50
40
30
20
10
0
2300 2550 2800 3050 3300 3550 3800 4050 4300 4550 4800 5050 5300 5550 5800 6050 6300 6550 6800 7050 7300
Frequency (MHz)

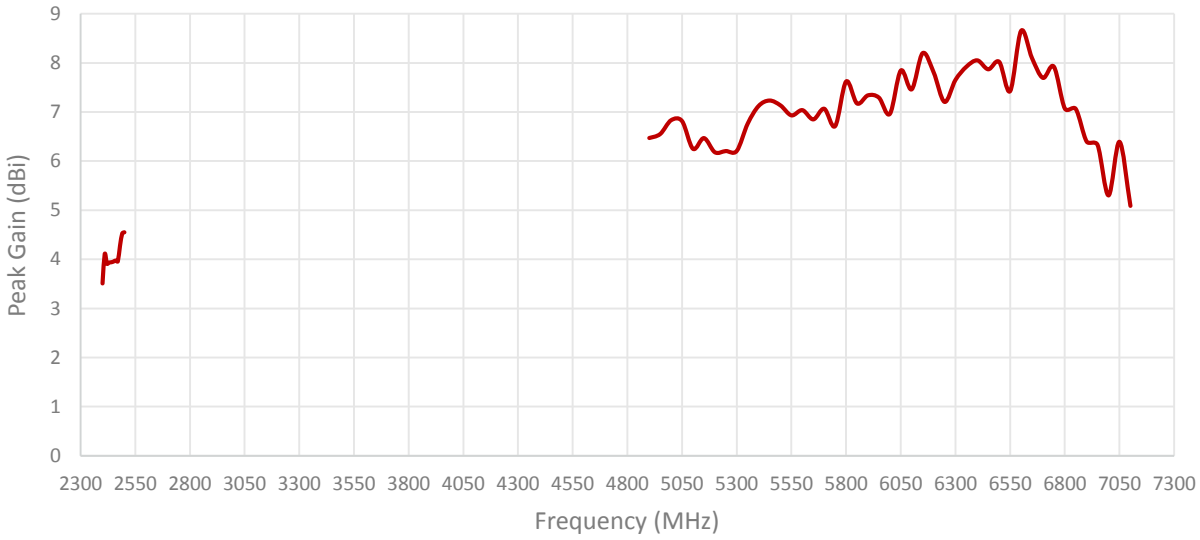
Peak Gain (dBi)
9
8
7
6
5
4
3
2
1
0
2300 2550 2800 3050 3300 3550 3800 4050 4300 4550 4800 5050 5300 5550 5800 6050 6300 6550 6800 7050 7300
Frequency (MHz)

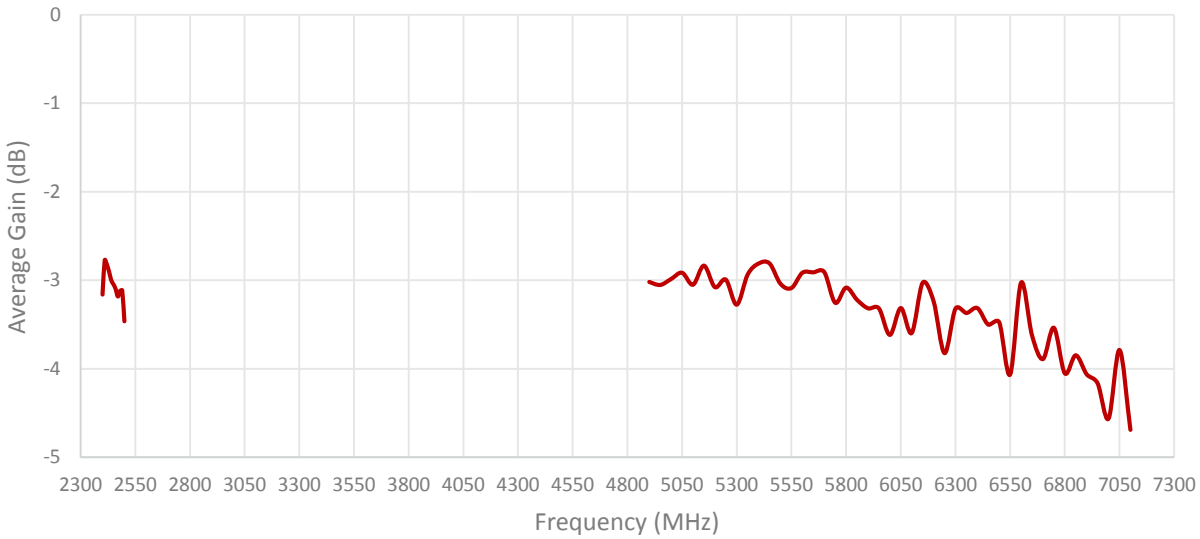
Average Gain (dB)
0
-1
-2
-3
-4
-5
2300 2550 2800 3050 3300 3550 3800 4050 4300 4550 4800 5050 5300 5550 5800 6050 6300 6550 6800 7050 7300
Frequency (MHz)

Cable 7: 2.4/5.0/6.0 GHz ISM

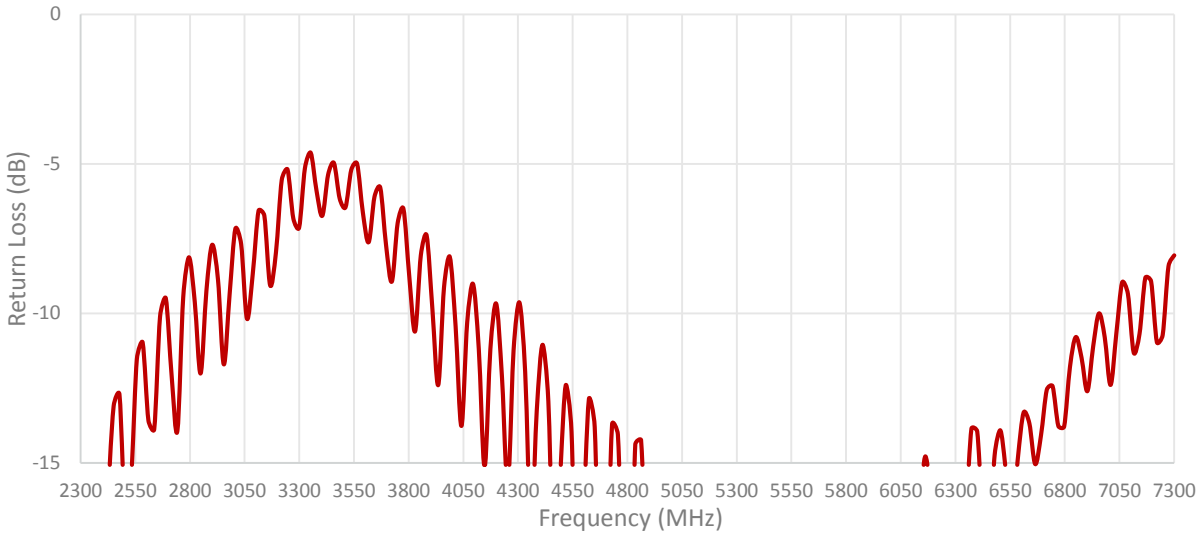

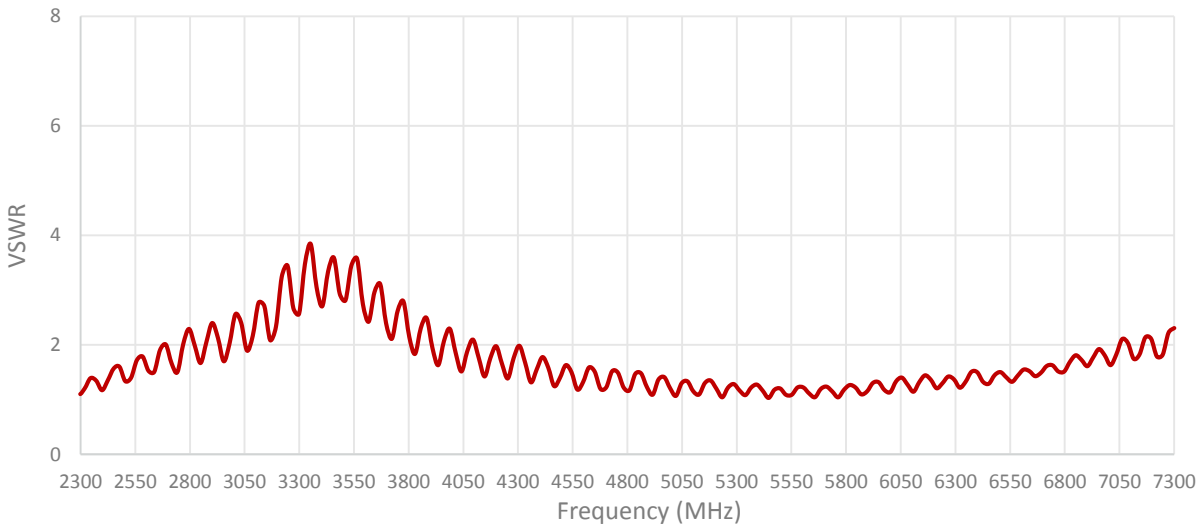

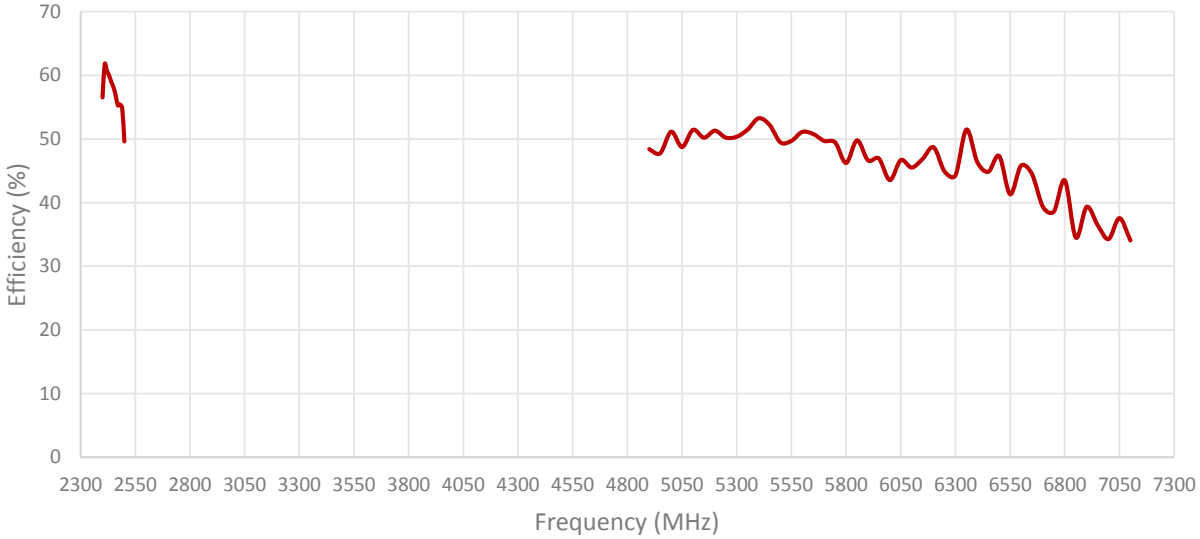
Efficiency (%)
70
60
50
40
30
20
10
0
2300 2550 2800 3050 3300 3550 3800 4050 4300 4550 4800 5050 5300 5550 5800 6050 6300 6550 6800 7050 7300
Frequency (MHz)

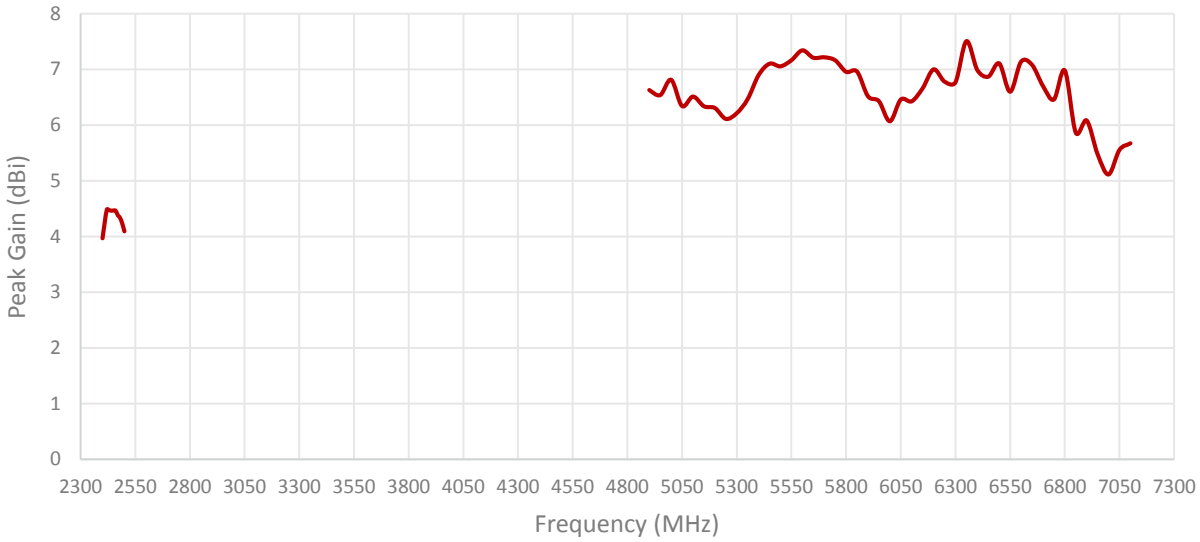
Peak Gain (dBi)
8
7
6
5
4
3
2
1
0
2300 2550 2800 3050 3300 3550 3800 4050 4300 4550 4800 5050 5300 5550 5800 6050 6300 6550 6800 7050 7300
Frequency (MHz)

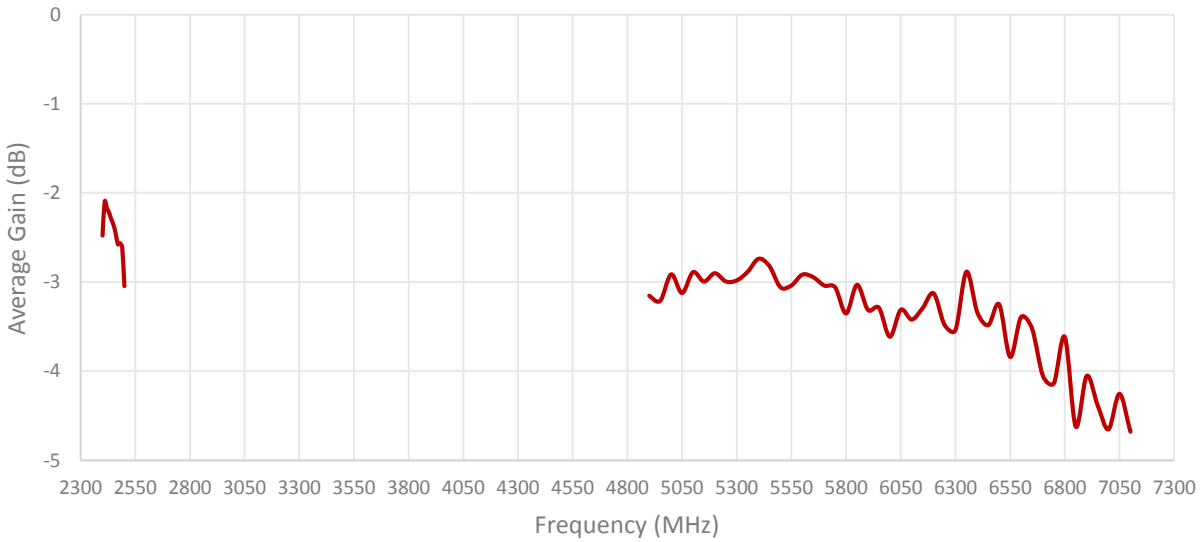
Average Gain (dB)
0
-1
-2
-3
-4
-5
2300 2550 2800 3050 3300 3550 3800 4050 4300 4550 4800 5050 5300 5550 5800 6050 6300 6550 6800 7050 7300
Frequency (MHz)

Cable 8: 2.4/5.0/6.0 GHz ISM

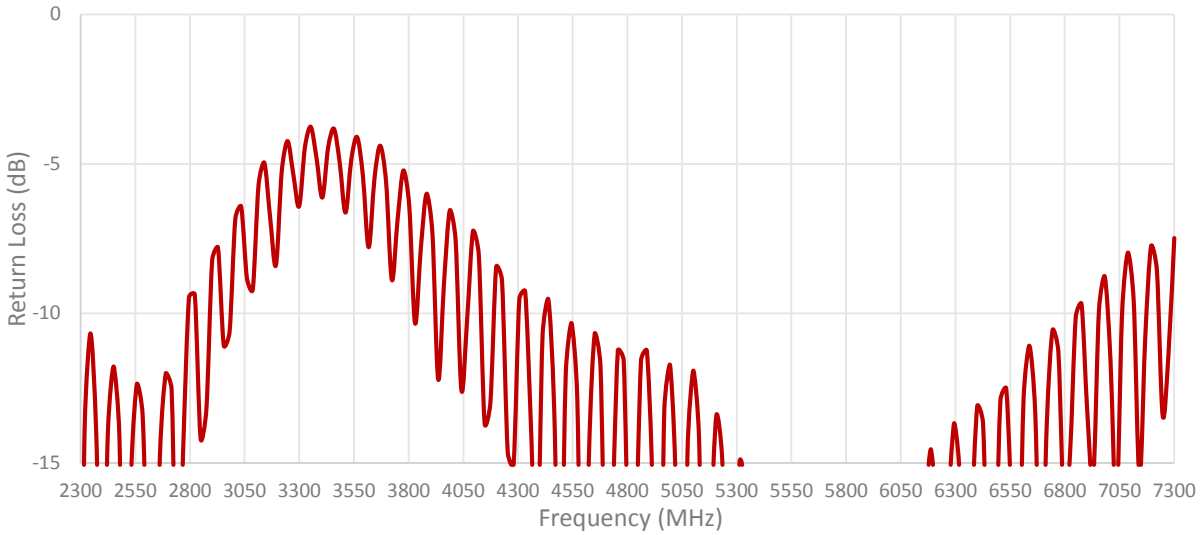

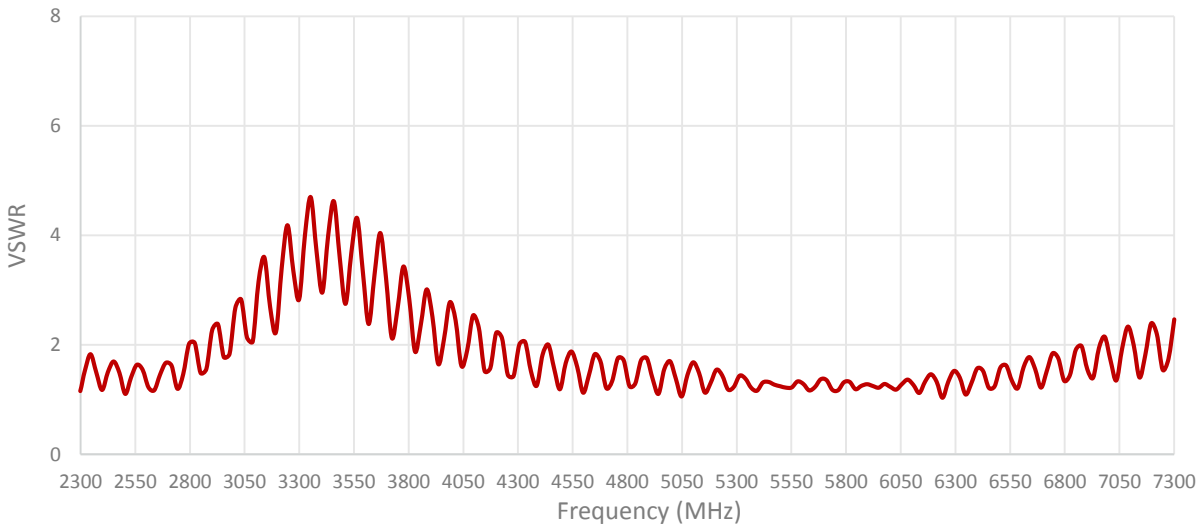

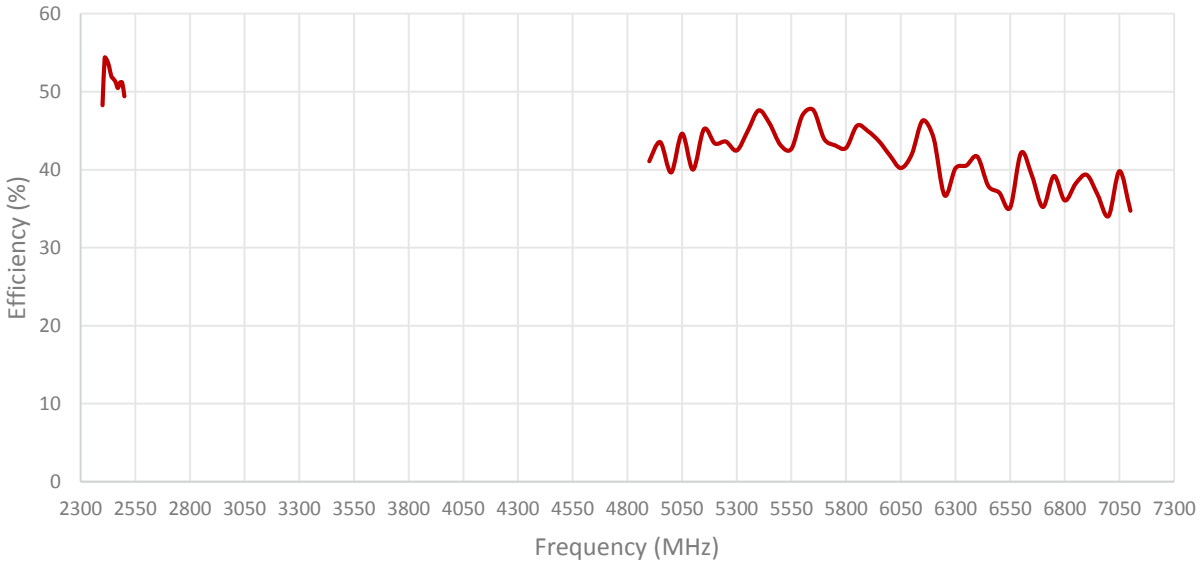
Efficiency (%)
60
50
40
30
20
10
0
2300 2550 2800 3050 3300 3550 3800 4050 4300 4550 4800 5050 5300 5550 5800 6050 6300 6550 6800 7050 7300
Frequency (MHz)

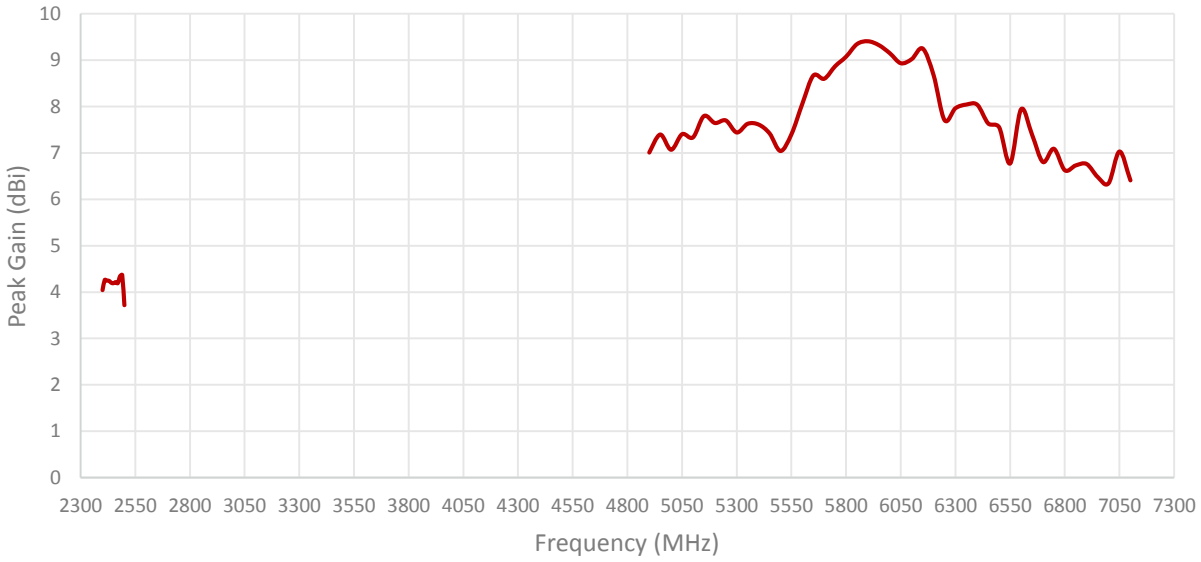
Peak Gain (dBi)
10
9
8
7
6
5
4
3
2
1
0
2300 2550 2800 3050 3300 3550 3800 4050 4300 4550 4800 5050 5300 5550 5800 6050 6300 6550 6800 7050 7300
Frequency (MHz)

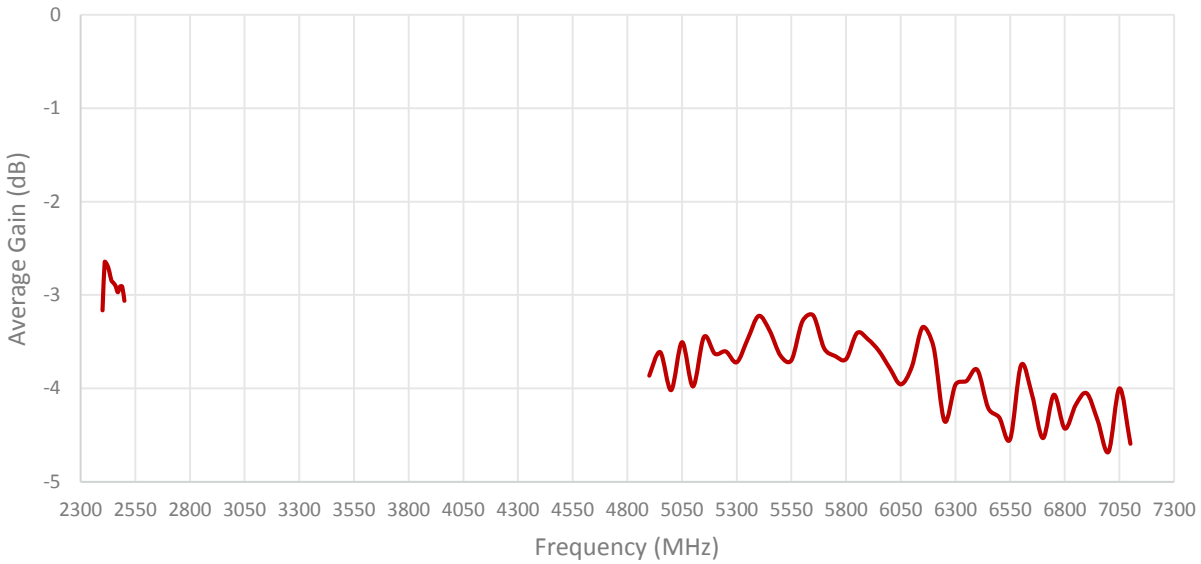
Average Gain (dB)
0
-1
-2
-3
-4
-5
2300 2550 2800 3050 3300 3550 3800 4050 4300 4550 4800 5050 5300 5550 5800 6050 6300 6550 6800 7050 7300
Frequency (MHz)

ISOLATION FOR CABLES 5 AND 6

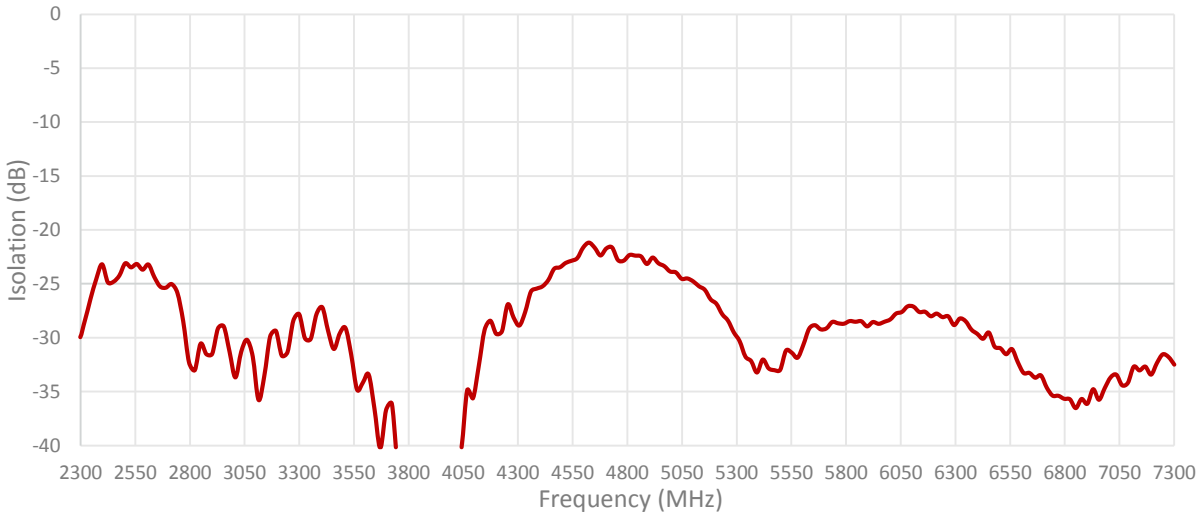

ENVELOPE CORRELATION COEFFICIENT FOR CABLES 5 AND 6

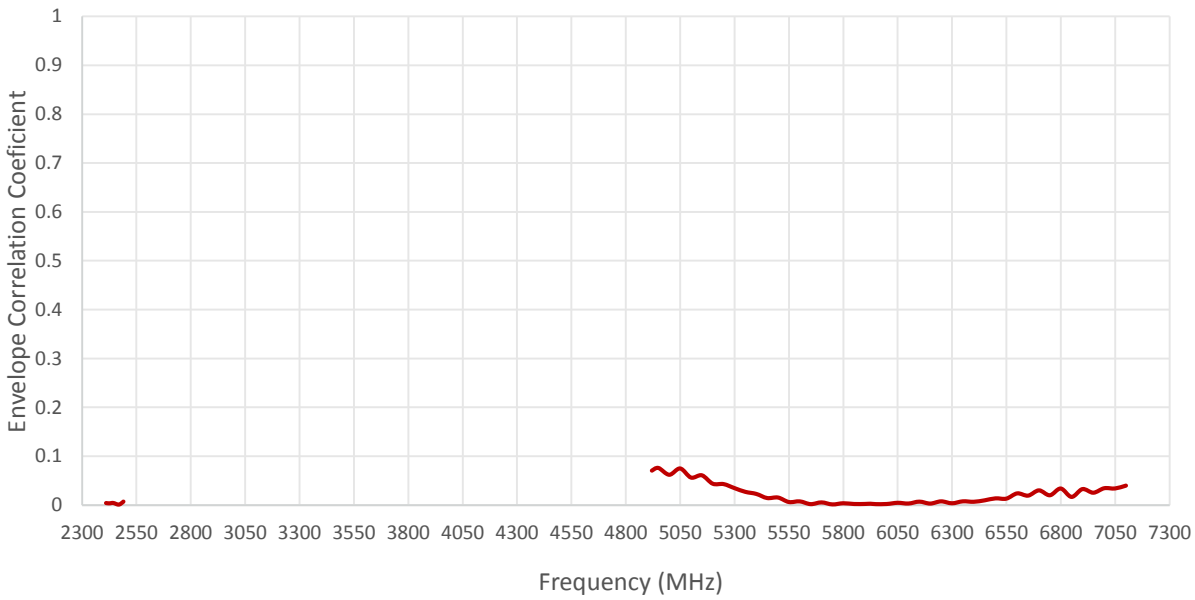

ISOLATION FOR CABLES 5 AND 7

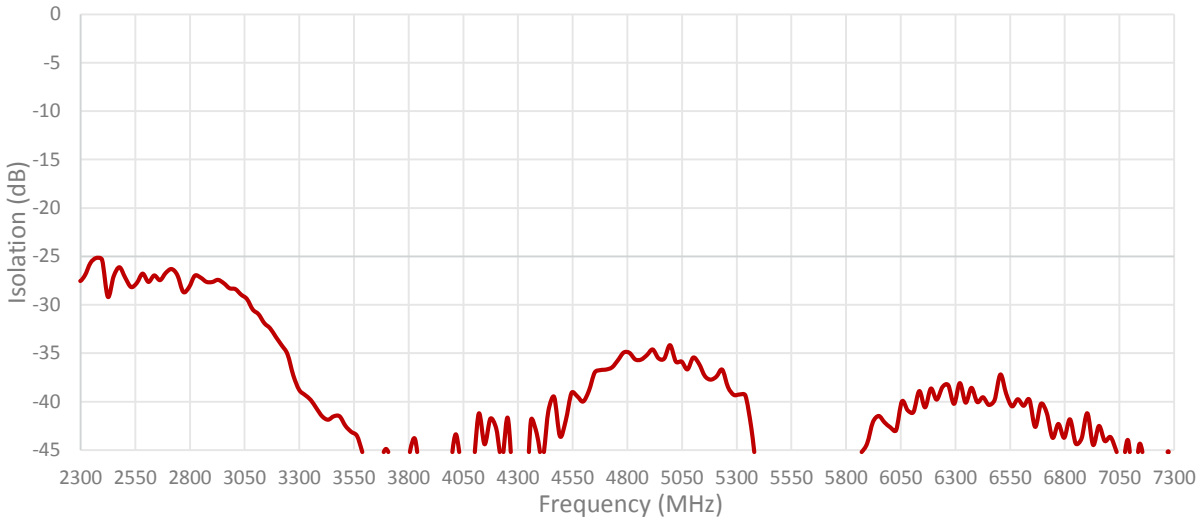

ENVELOPE CORRELATION COEFFICIENT FOR CABLES 5 AND 7

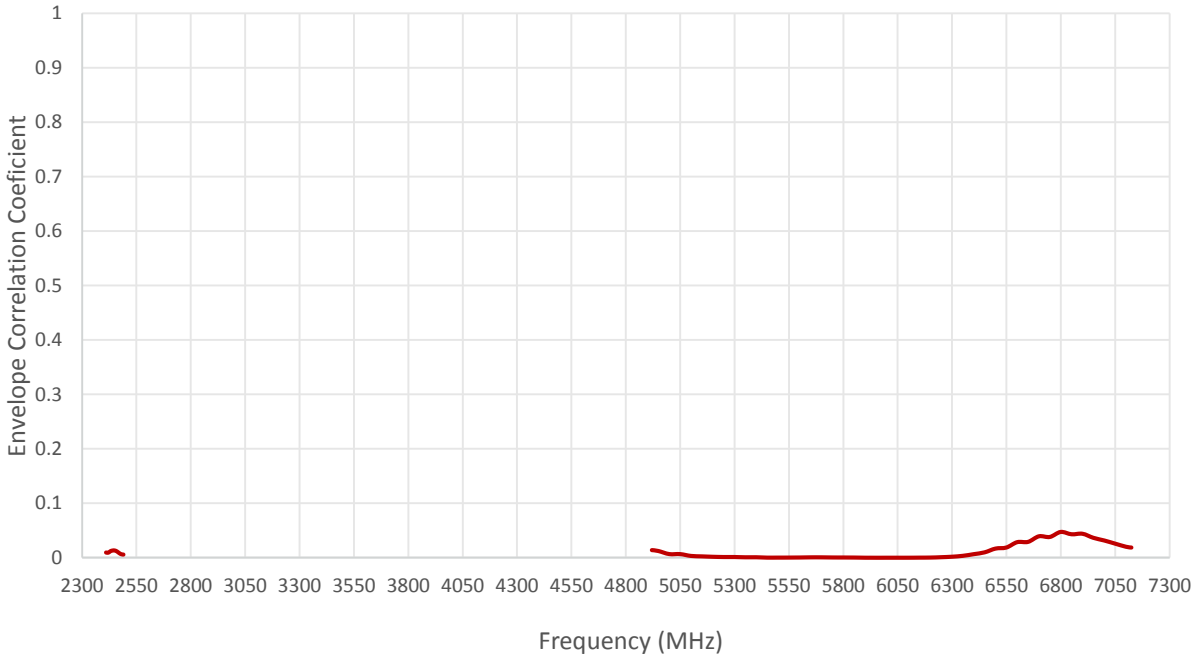

ISOLATION FOR CABLES 5 AND 8

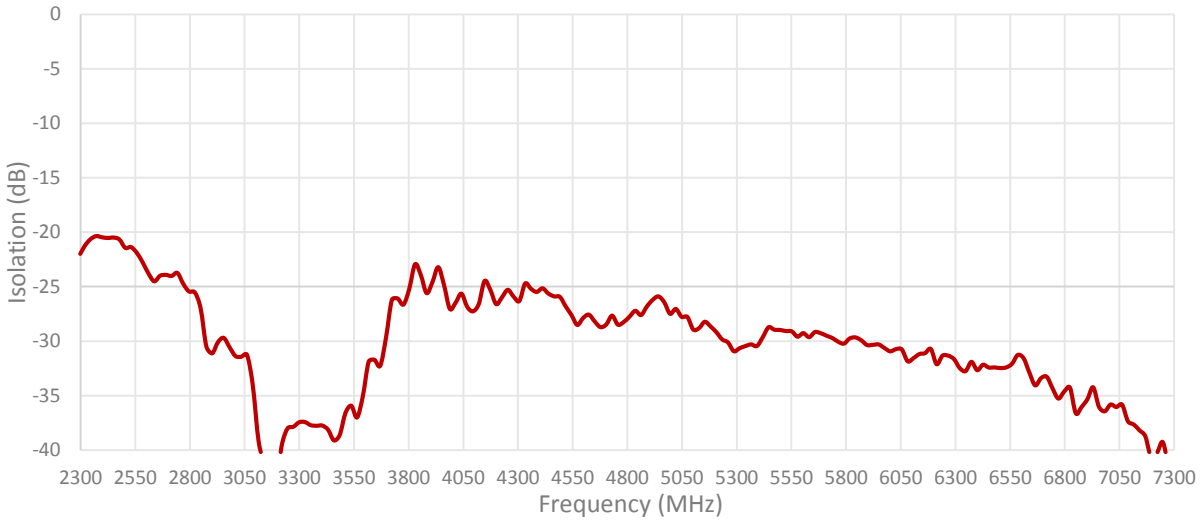

ENVELOPE CORRELATION COEFFICIENT FOR CABLES 5 AND 8

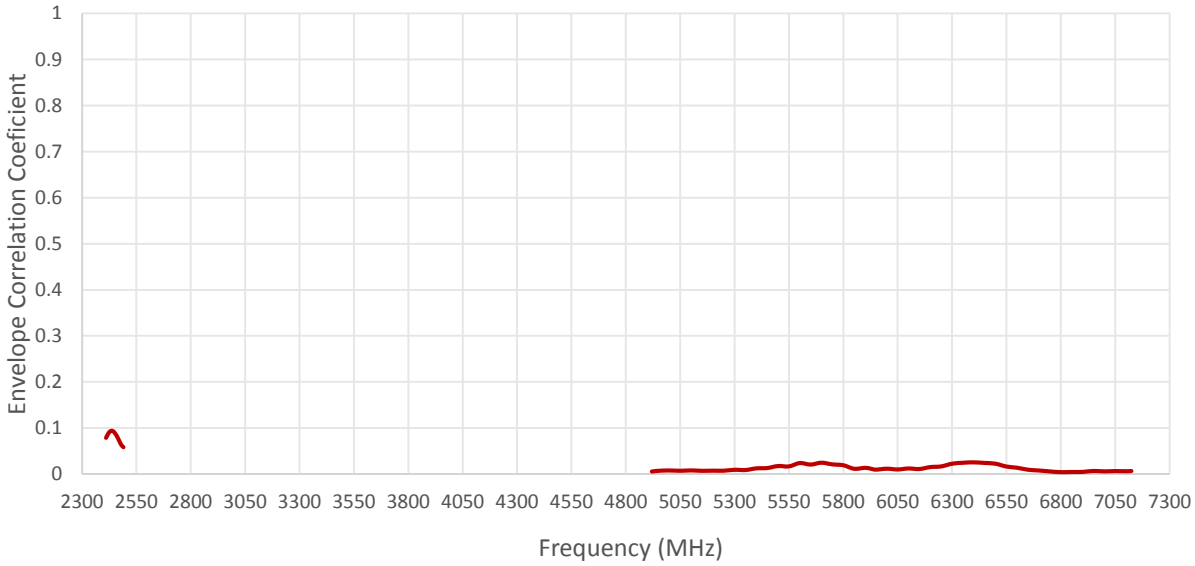

ISOLATION FOR CABLES 6 AND 7

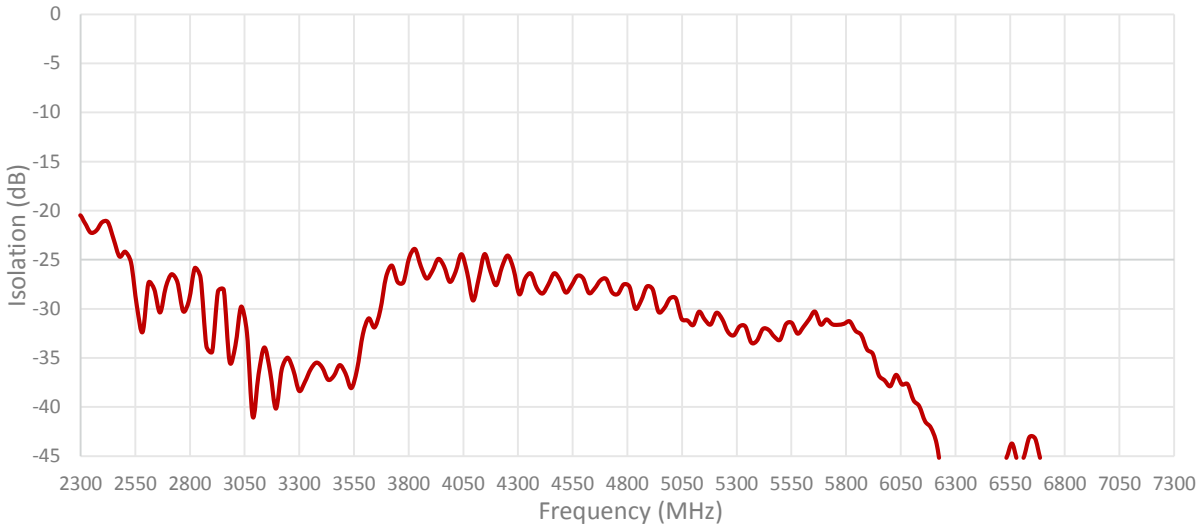

ENVELOPE CORRELATION COEFFICIENT FOR CABLES 6 AND 7

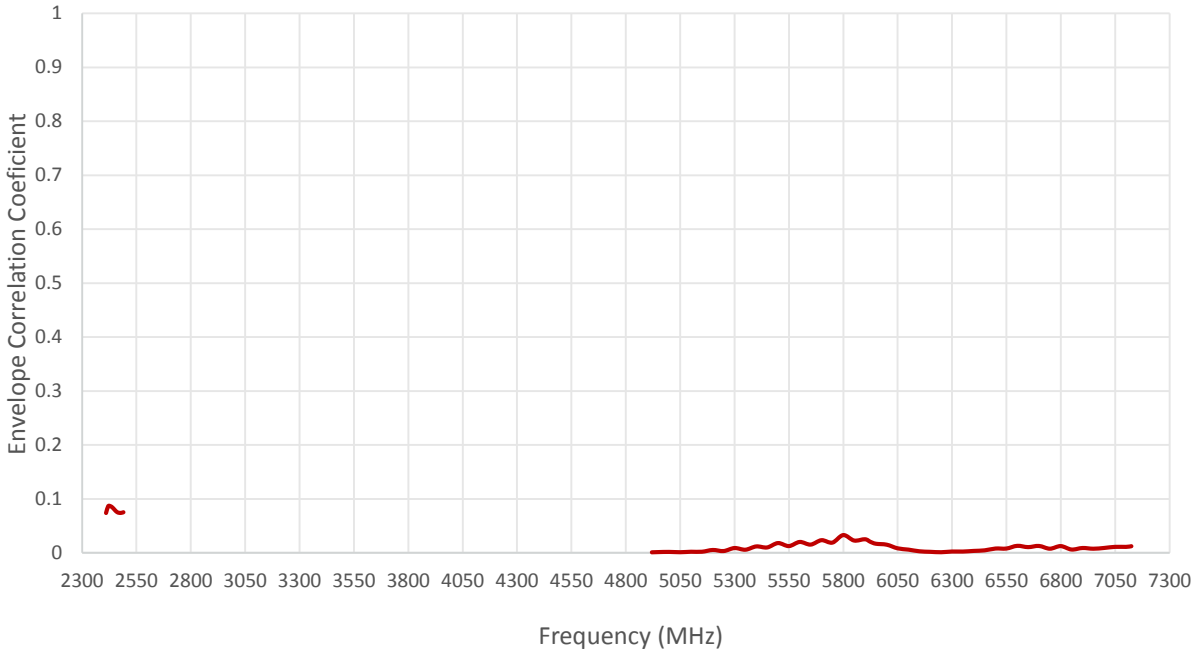

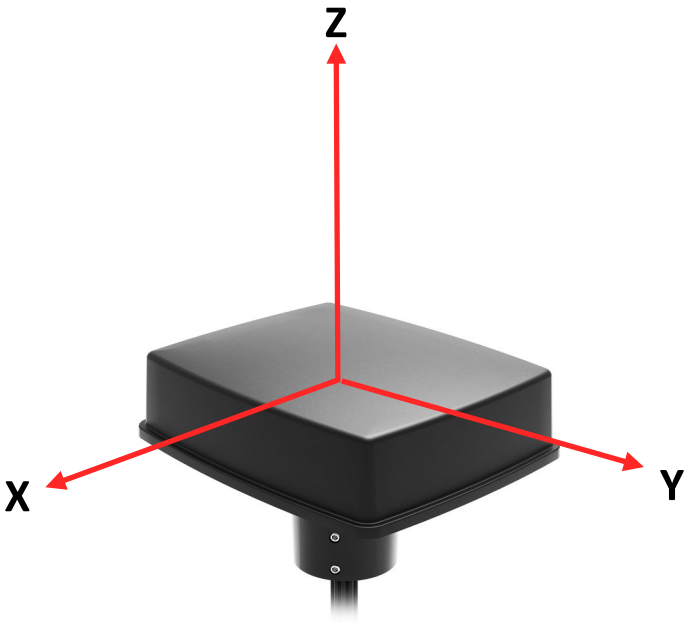

Radiation pattern reference

Cable 1: 5GNR

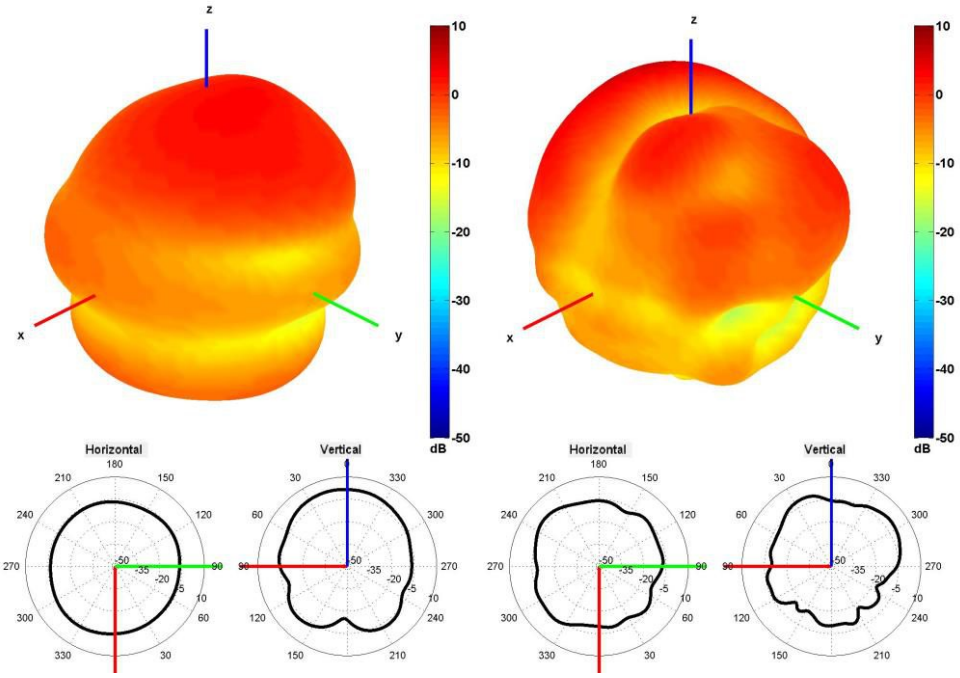

750 and 2500 MHz Radiation pattern

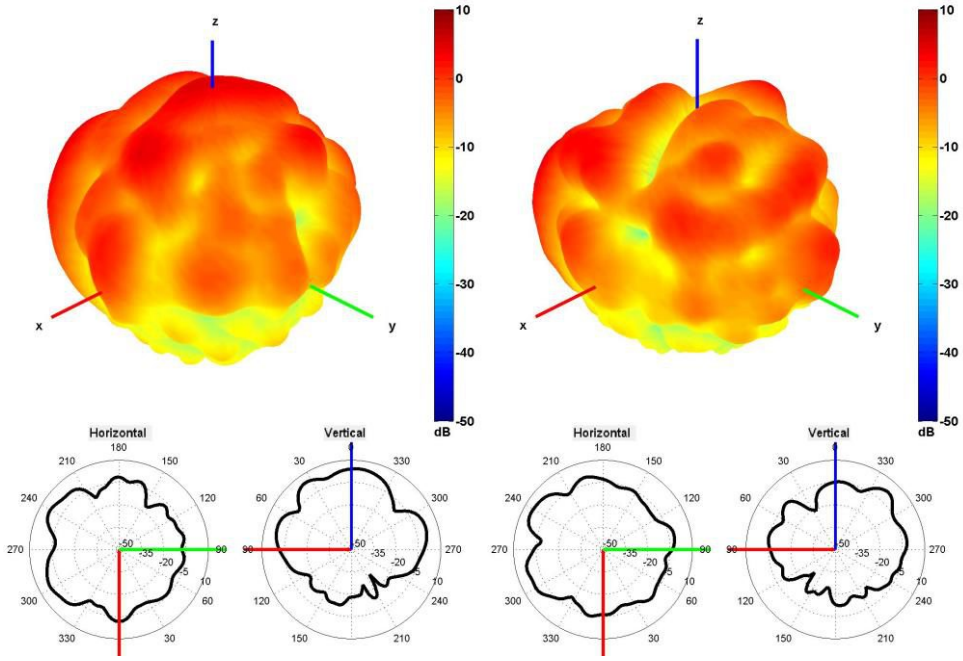

4500 and 5500 MHz Radiation pattern

Cable 2: 5GNR

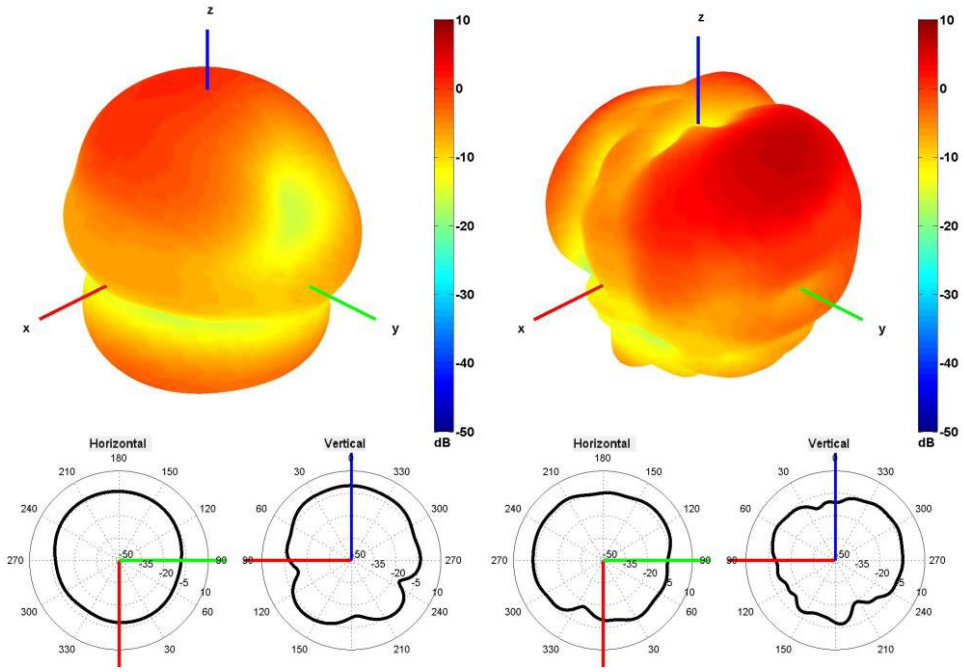

750 and 2500 MHz Radiation pattern

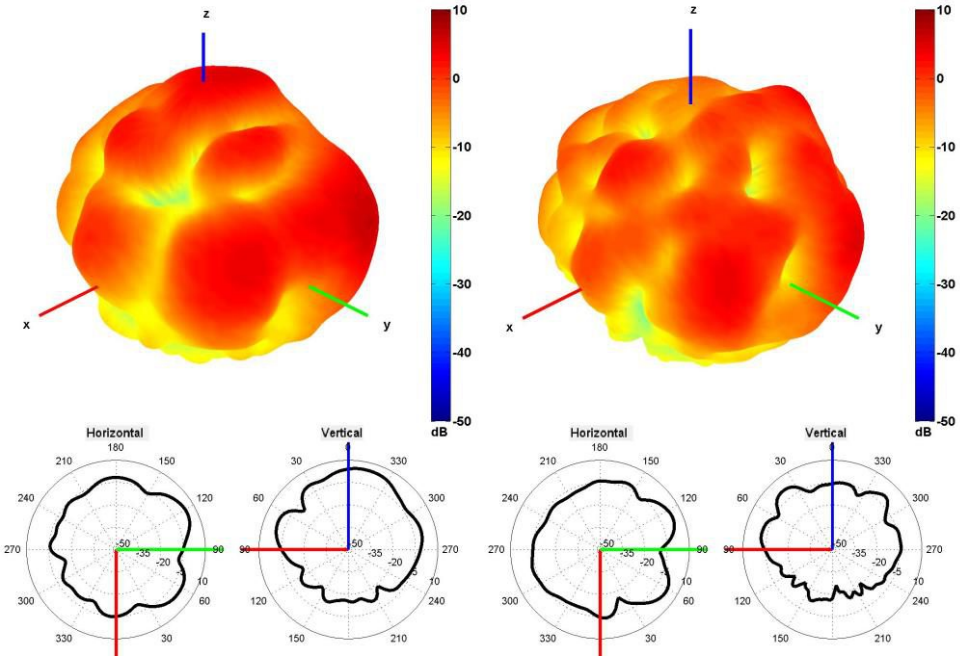

4500 and 5500 MHz Radiation pattern

Cable 3: 5GNR

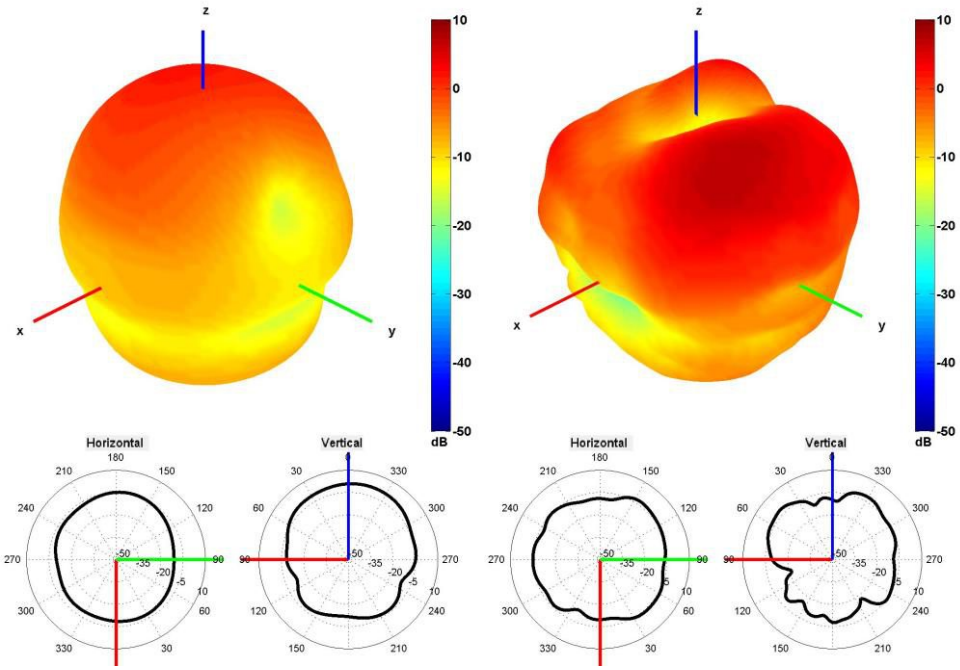

750 and 2500 MHz Radiation pattern

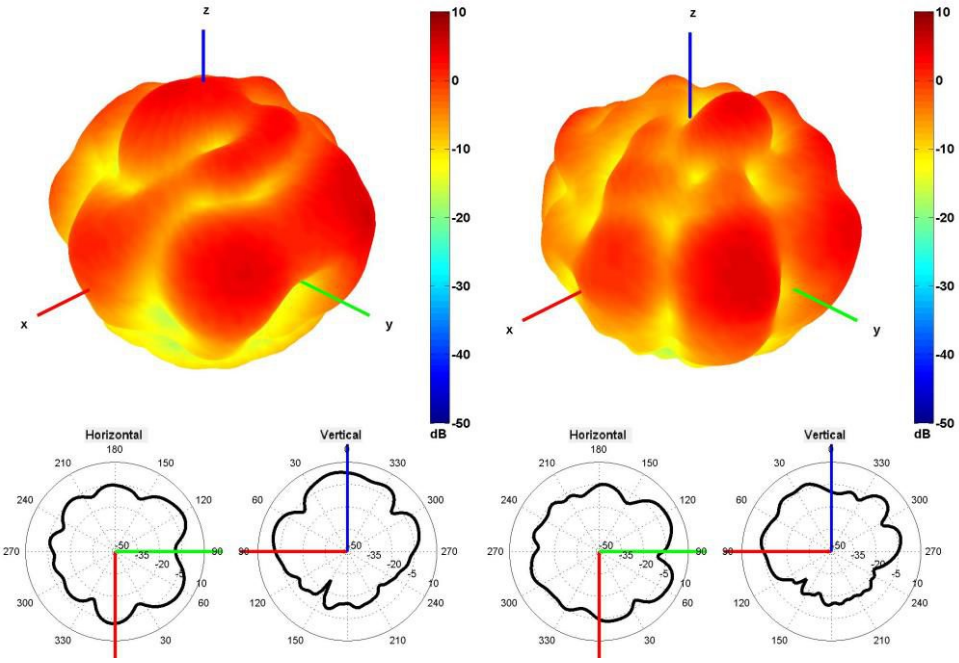

4500 and 5500 MHz Radiation pattern

Cable 4: 5GNR

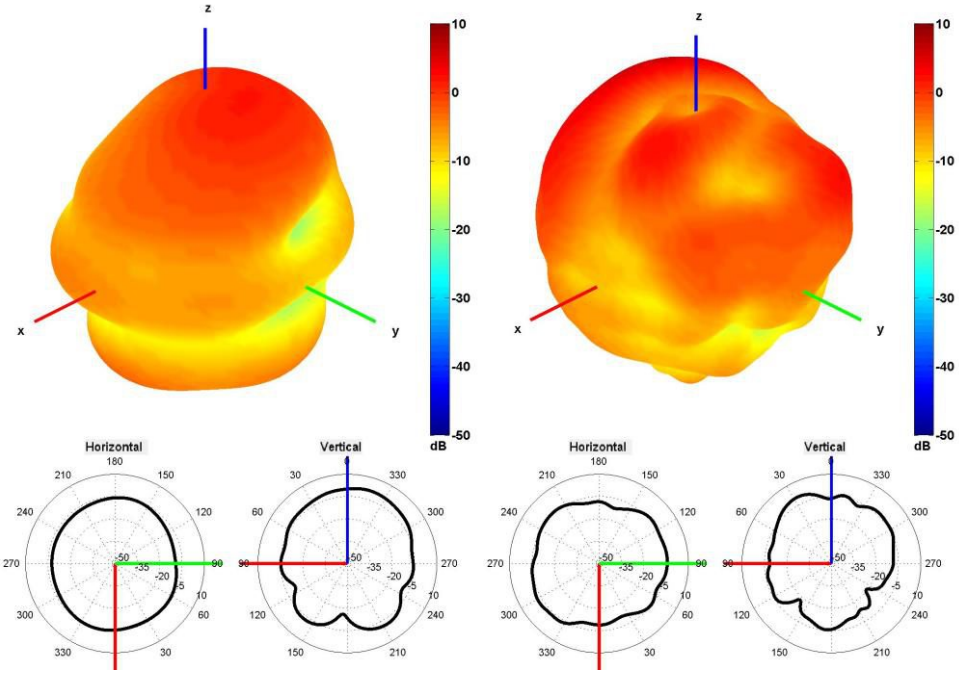

750 and 2500 MHz Radiation pattern

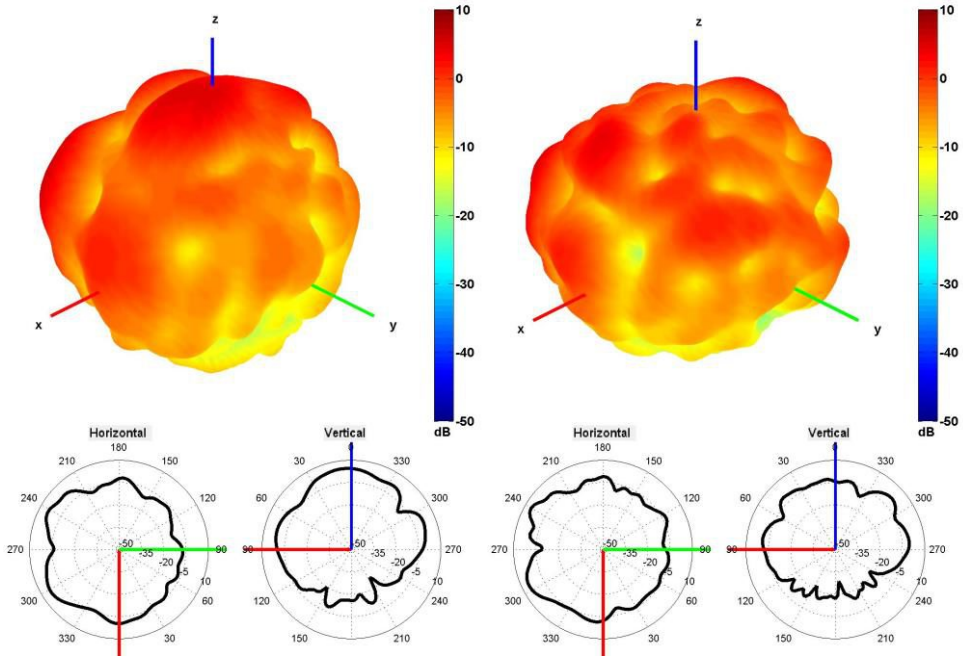

4500 and 5500 MHz Radiation pattern

Cable 5: 2.4/5.0/6.0 GHz ISM

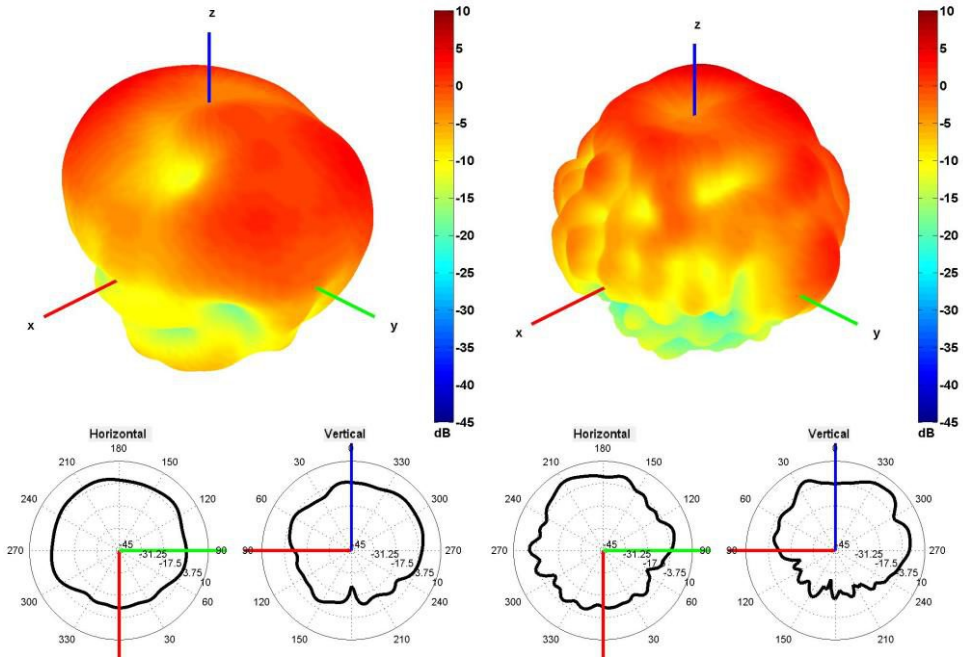

2450 and 5500 MHz Radiation pattern

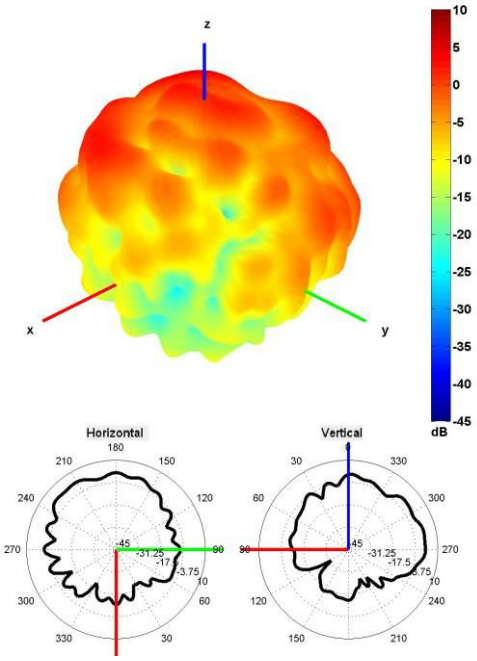

6500 MHz Radiation pattern

Cable 6: 2.4/5.0/6.0 GHz ISM

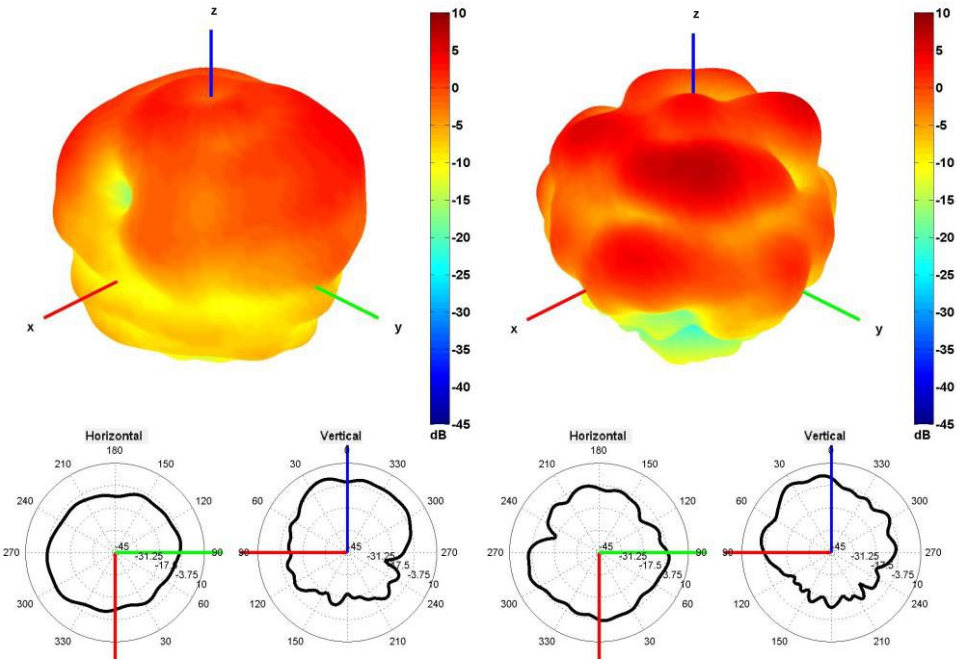

2450 and 5500 MHz Radiation pattern

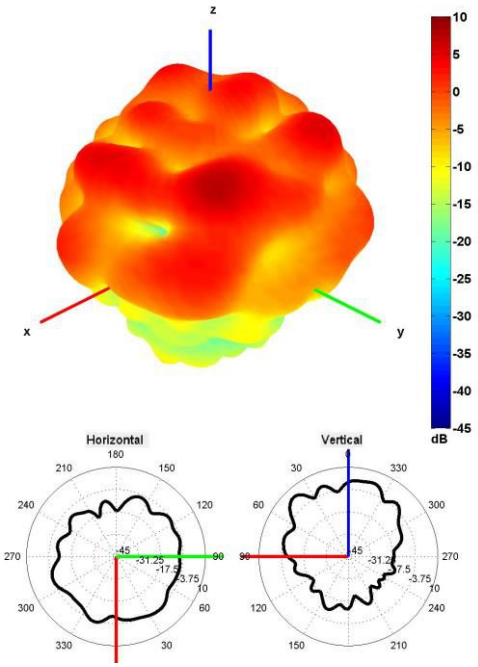

6500 MHz Radiation pattern

Cable 7: 2.4/5.0/6.0 GHz ISM

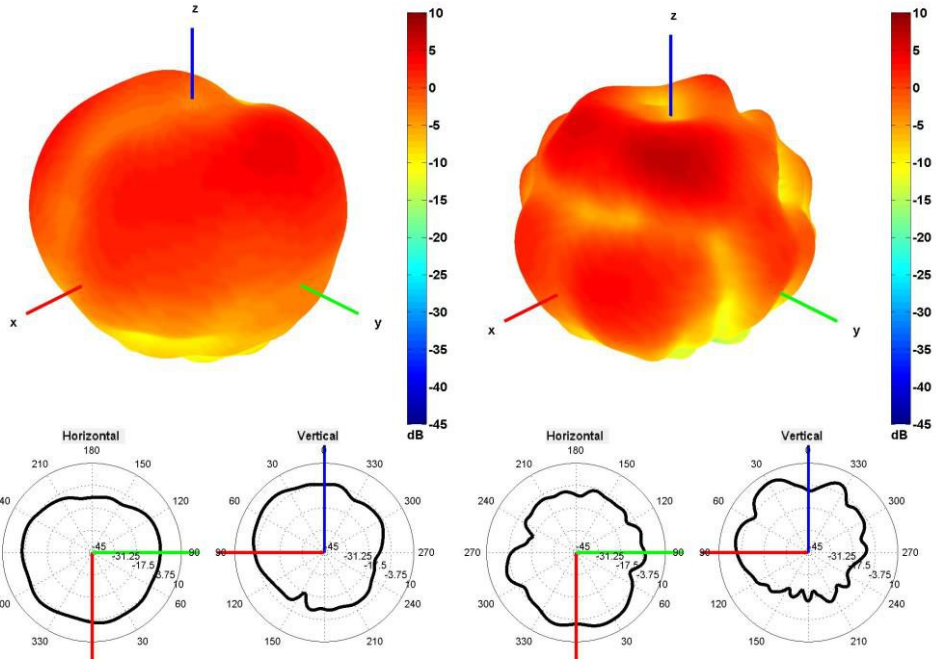

2450 and 5500 MHz Radiation pattern

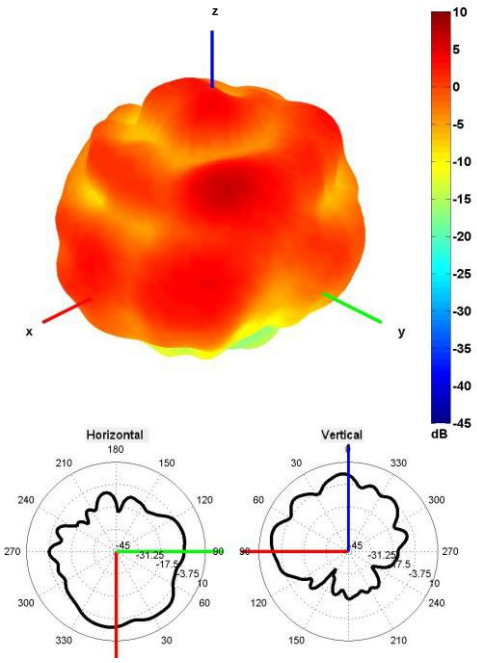

6500 MHz Radiation pattern

Cable 8: 2.4/5.0/6.0 GHz ISM

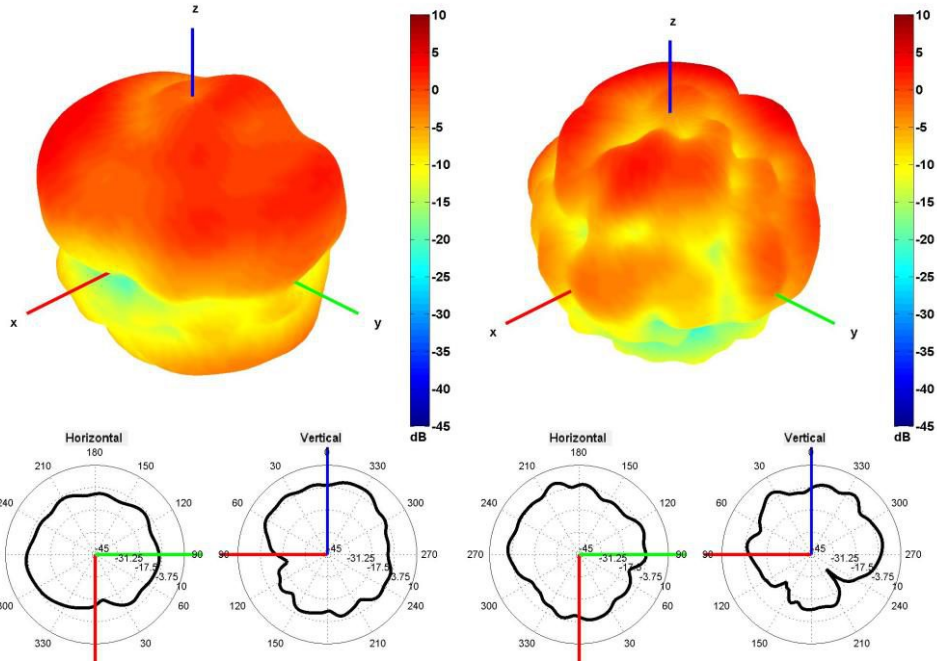

2450 and 5500 MHz Radiation pattern

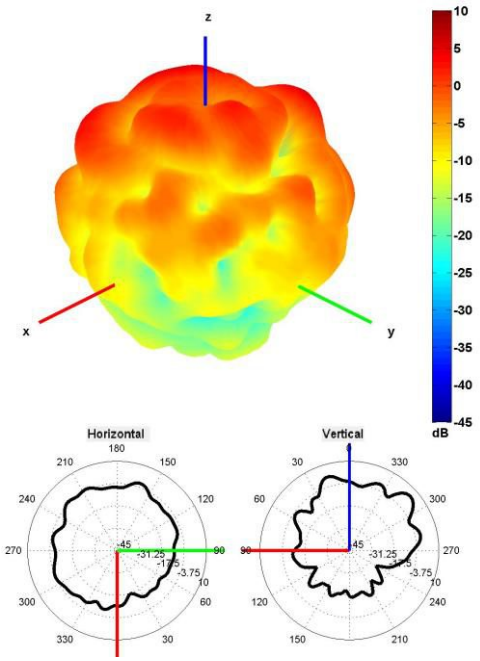

6500 MHz Radiation pattern

4. Antenna drawings

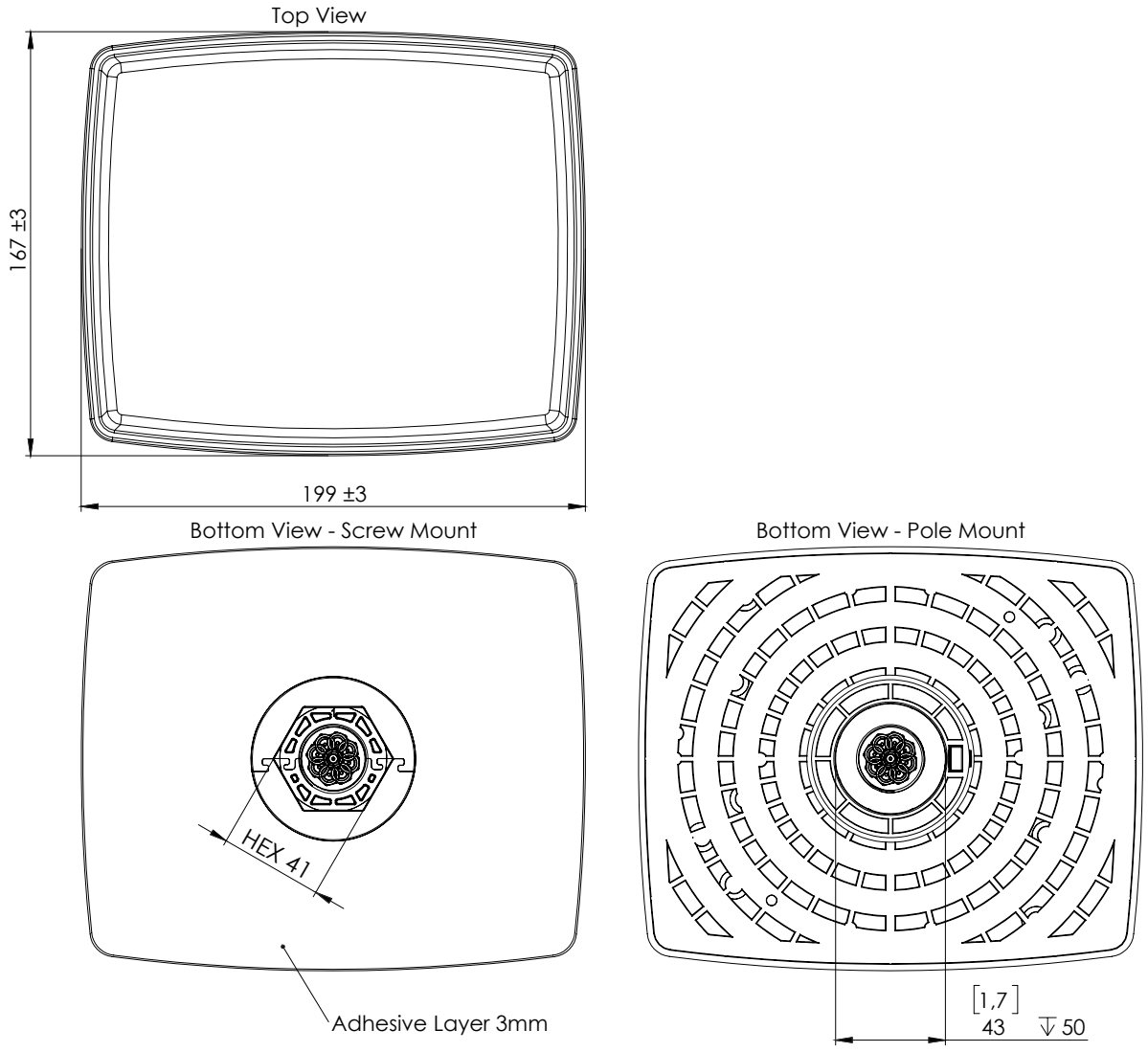

Pole Mount specs:
Pole outer diameter: 1.7inch (43mm)
Wrench: Imbus Hex 3
Mounting torque: 0.5 Nm

Screw Mount specs:
Mounting hole: Ø27.5mm
Mounting torque: 6 Nm
Surface thickness: max 8.6mm
Wrench size: hex. 41mm
Note: Dimensions are in milimeters
*Dimensions are after mounting

5. Antenna Images







