antenna conceptor

Product Datasheet

2J4802P

2.4/5.0 GHZ ISM Adhesive Mount

Key Features

Cable 1: 2.4/5.0 GHz ISM
- 2410-2490 MHz
- 4920-5925 MHz

Adhesive Mount
Ground Plane Independent
Customizable Cable and Connector
Dimensions 83 x 35 x 13.3 mm
Certificates: IP67, IP69



antenna conceptor

1. Antenna and electrical specifications

Cable 1

Parameters	2.4/5.0 GHz ISM Antenna	
Standards	WiFi, BT, ZigBee, ISM	
Band (MHz)	2.4 GHz	5.0 GHz
Frequency (MHz)	2410-2490	4920-5925
Return Loss (dB)	~-19.8	~-18.1
VSWR	~1.3:1	~1.3:1
Efficiency (%)	~49	~28
Peak Gain (dBi)	~3.2	~4.2
Average Gain (dB)	~-3.0	~-5.4
Impendance (Ohm)	50	
Polarisation	Linear	
Radiation Pattern	Omni-Directional	
Max. Input Power (W)	25	
Connector Type	RP-SMA-Male Standard (Other Connectors Available)	
Cable Length	300 cm Standard (Any Cable Length Available)	
Cable Type	LMR100 Standard (Other Cables Available)	

Antenna Measurement Conditions:

Mounted on 30 x 30 x 0.25 cm ABS Plate

200 cm of Cable LMR100

Measured in Certified CTIA 3D Anechoic Chamber

2. Mechanical and environmental specifications

Specifications	2J4802P
Mounting Type	Adhesive Mount
Dimensions (mm)	83 x 35 x 13.3
Radome	ABS
Radome color	Black
Operating Temperature (C)	-40 to +85
Storage Temperature (C)	-40 to +85
Substance Compliance	RoHS
Certificates	IP67, IP69

3. Antenna parameters

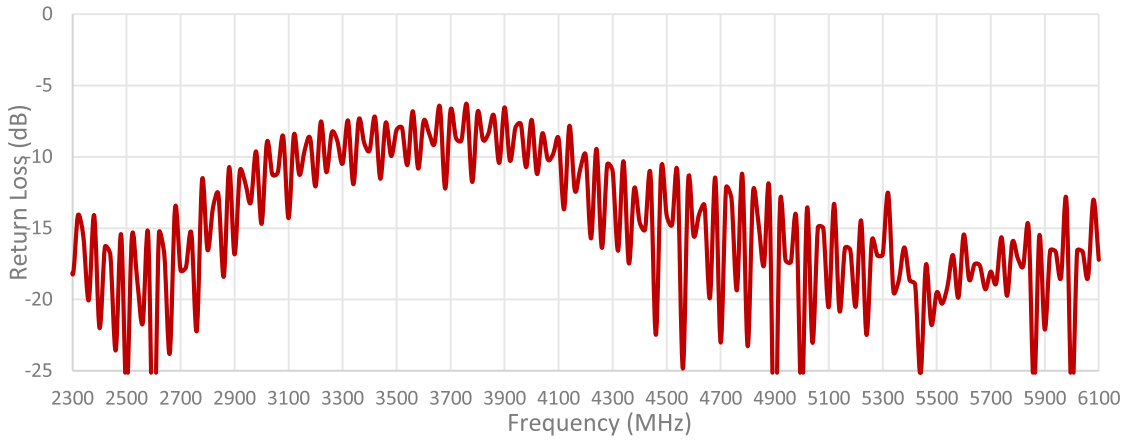

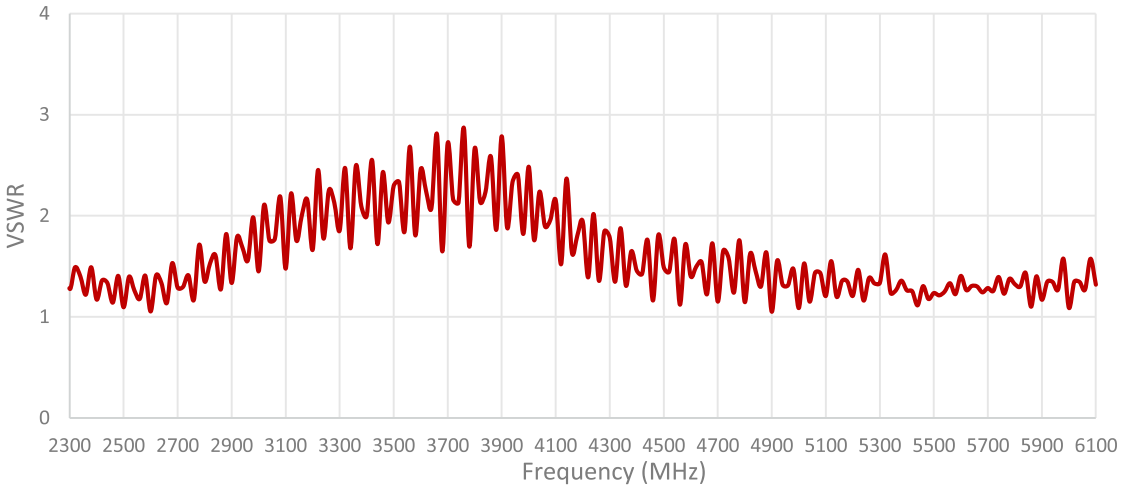

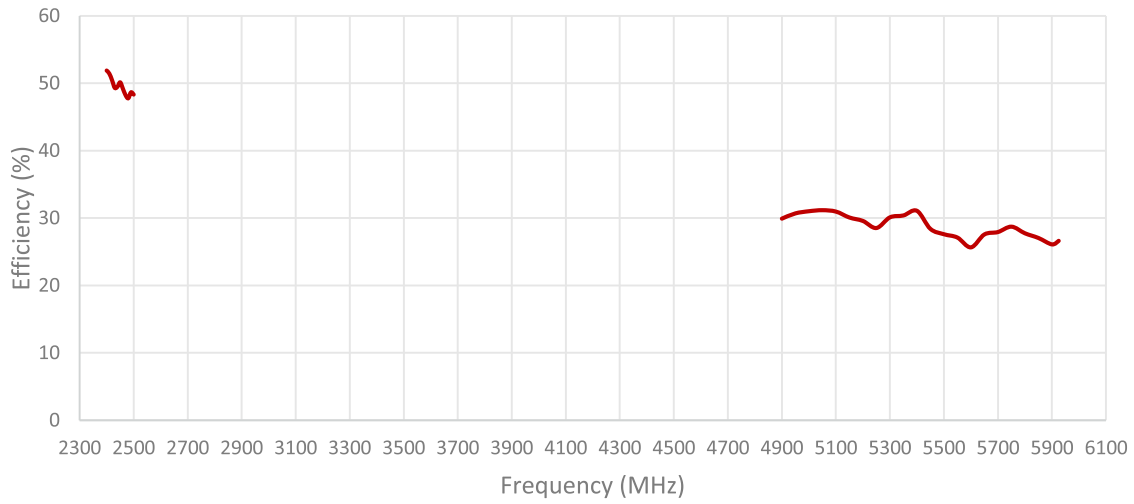
60
50
40
30
20
10
0
Efficiency (%)
2300 2500 2700 2900 3100 3300 3500 3700 3900 4100 4300 4500 4700 4900 5100 5300 5500 5700 5900 6100
Frequency (MHz)

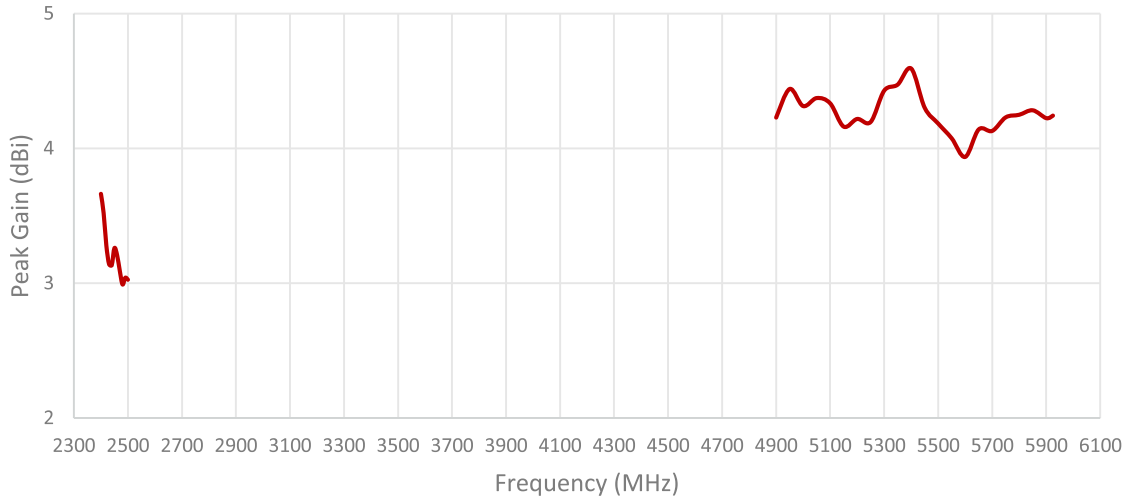
5
4
3
2
Peak Gain (dBi)
2300 2500 2700 2900 3100 3300 3500 3700 3900 4100 4300 4500 4700 4900 5100 5300 5500 5700 5900 6100
Frequency (MHz)

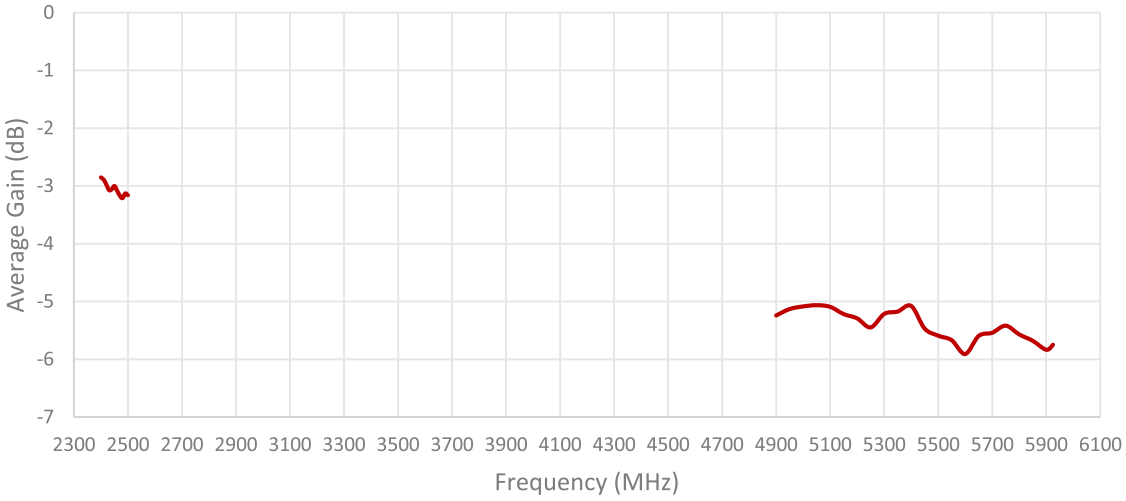



Radiation pattern reference

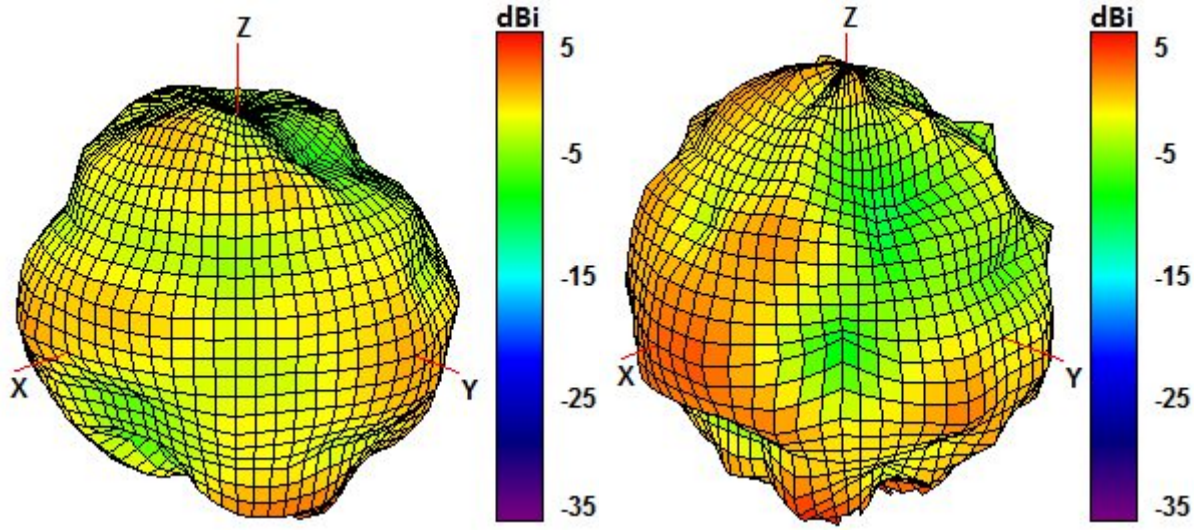

2450 and 5500 MHz Radiation pattern

4. Antenna drawings

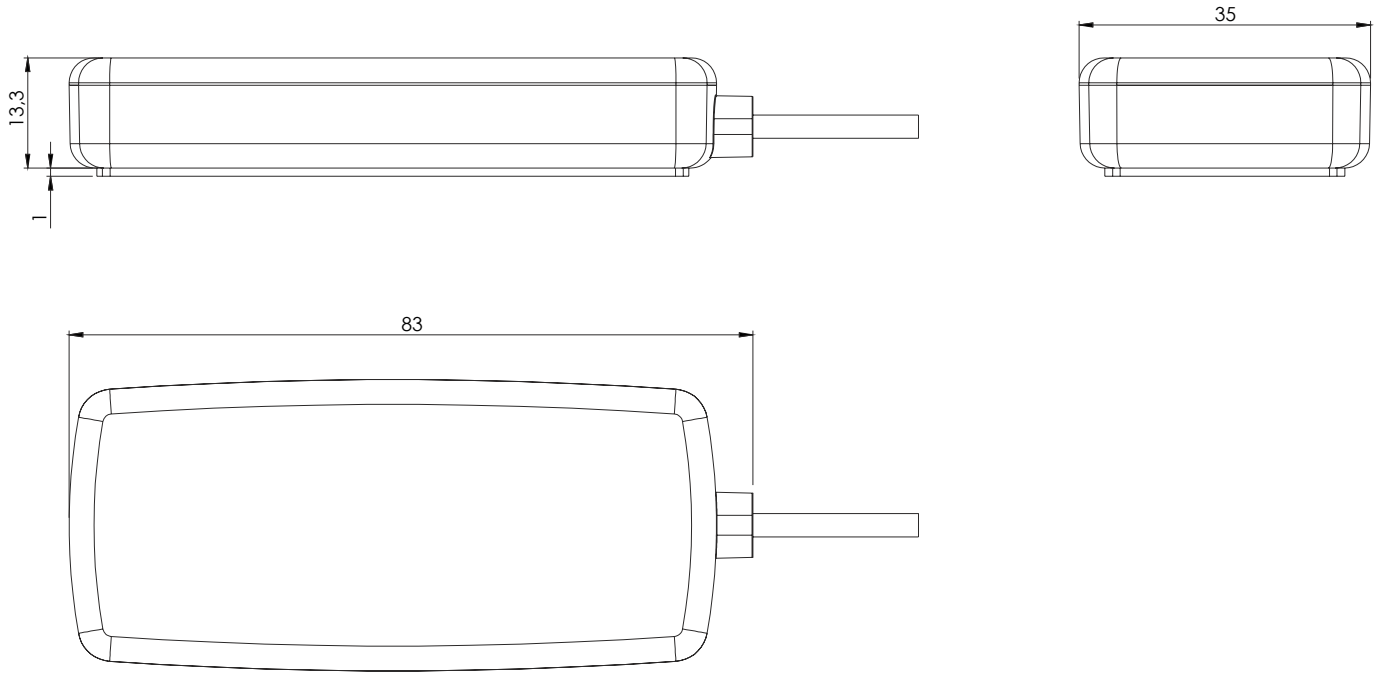

5. Antenna Images





